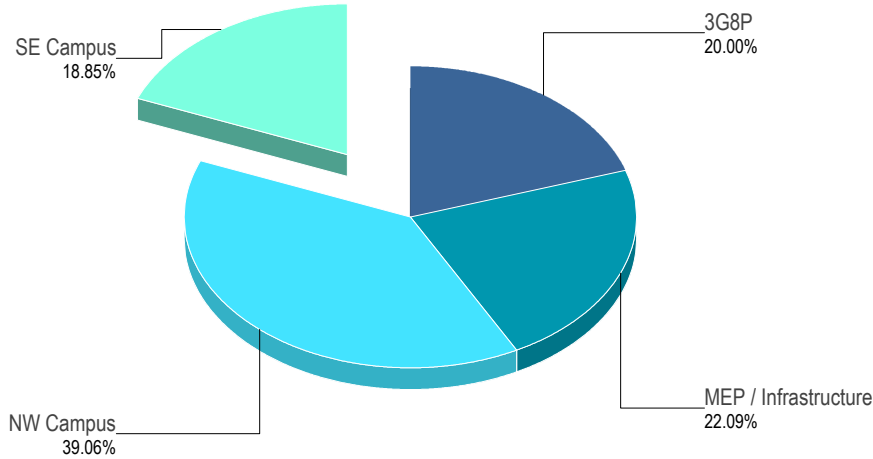


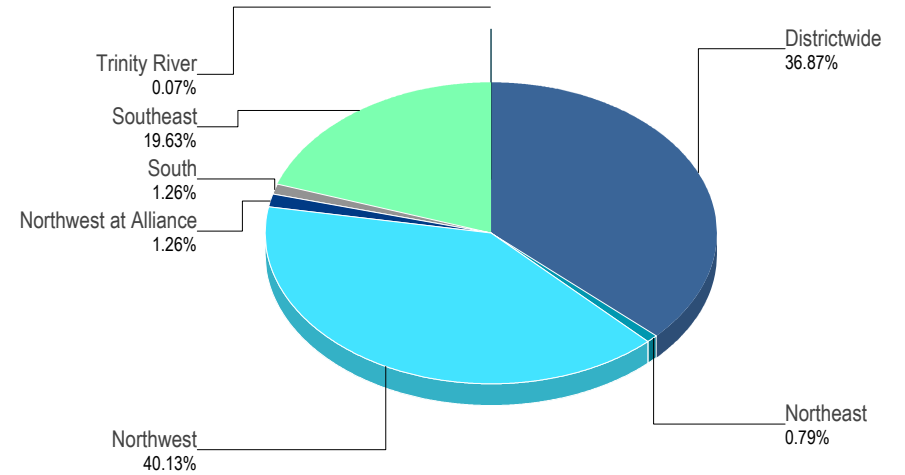
# Financial Summary Report

Report Date: 4/30/2023

**Budget by Bucket**



**Budget by Campus**



Description	Number	Campus	BUDGET	COST COMMITMENTS			EXPENDITURES			
			A	B	C	D=B+C	E=D	F=A-E	G	H=G/A
			Current Budget	Commitments	Approved Changes	Total Committed	Projected Commitments	Estimate To Complete	Expended To Date	% Expended
<b>Fund 90</b>										
<b>NW Campus</b>										
Northwest VB Campus Re-Development	192	Northwest	308,000,000	179,858,706	-10,791,519	169,067,188	169,067,188	138,932,812	141,230,234	45.85%
<b>Total for NW Campus :</b>			<b>308,000,000</b>	<b>179,858,706</b>	<b>-10,791,519</b>	<b>169,067,188</b>	<b>169,067,188</b>	<b>138,932,812</b>	<b>141,230,234</b>	<b>45.85%</b>
<b>SE Campus</b>										
Southeast Campus Expansion	178	Southeast	125,000,000	15,676,319	77,159,054	92,835,373	92,835,373	32,164,627	45,134,452	36.11%
<b>Total for SE Campus :</b>			<b>125,000,000</b>	<b>15,676,319</b>	<b>77,159,054</b>	<b>92,835,373</b>	<b>92,835,373</b>	<b>32,164,627</b>	<b>45,134,452</b>	<b>36.11%</b>
<b>3G8P</b>										
Bucket - 3G8P Holding	373	Districtwide	156,532,392	0	0	0	0	156,532,392	0	0.00%
NTAB and SCAB/D Classrooms Renovations	457	Districtwide	8,155,220	8,026,615	127,816	8,154,431	8,154,431	789	6,535,564	80.14%
DT Bond Program Manager Firm - 3G8P	476	Districtwide	7,781,919	7,781,919	0	7,781,919	7,781,919	0	3,896,529	50.07%
DT VB IILE Classroom Renovation	343	Districtwide	4,393,892	4,602,678	-208,786	4,393,892	4,393,892	0	4,393,892	100.00%
OWTL Corporate Services Renovation	292	Northwest at Alliance	4,336,446	4,580,286	-243,841	4,336,446	4,336,446	0	4,336,446	100.00%

## Financial Summary Report

Description	Number	Campus	BUDGET		COST COMMITMENTS			EXPENDITURES		
			A	B	C	D=B+C	E=D	F=A-E	G	H=G/A
			Current Budget	Commitments	Approved Changes	Total Committed	Projected Commitments	Estimate To Complete	Expended To Date	% Expended
OWTL Welding Lab Expansion	171	Northwest at Alliance	4,114,382	4,353,766	-239,385	4,114,382	4,114,382	0	4,114,382	100.00%
SO STEC Welding Lab Expansion	170	South	3,257,747	3,501,607	-243,860	3,257,747	3,257,747	0	3,257,747	100.00%
DT VB Wayfinding Program	360	Districtwide	553,216	736,486	-183,270	553,216	553,216	0	553,216	100.00%
SACD_1403_1406_1407_1411_21st Century Classroom Upgrades	306	South	456,837	467,973	-11,136	456,837	456,837	0	456,837	100.00%
WFSC_2603_2605_21st Century Classroom Upgrades	297	Northwest	231,459	249,597	-18,138	231,459	231,459	0	231,459	100.00%
ESEE 21st Century Classroom Upgrades	307	Southeast	143,830	147,732	-3,902	143,830	143,830	0	143,830	100.00%
SO SELE Building Renovation	374	South	42,660	42,660	0	42,660	42,660	0	42,660	100.00%
<b>Total for 3G8P :</b>			<b>190,000,000</b>	<b>34,491,320</b>	<b>-1,024,501</b>	<b>33,466,819</b>	<b>33,466,819</b>	<b>156,533,181</b>	<b>27,962,561</b>	<b>100.00%</b>
<b>MEP/Infrastructure</b>										
Bucket - MEP / Infrastructure Holding	372	Districtwide	165,181,303	0	0	0	0	165,181,303	0	0.00%
DT Bond Program Manager Firm - MEP	324	Districtwide	6,306,635	5,430,002	876,633	6,306,635	6,306,635	0	3,157,832	50.07%
NW WBSP Chiller/Cooling Towers Replacement	148	Northwest	3,349,500	3,378,426	-28,926	3,349,500	3,349,500	0	3,349,500	100.00%
SE EBSP Cooling Tower Replacement	174	Southeast	2,732,055	2,902,392	-170,338	2,732,055	2,732,055	0	2,732,055	100.00%
NW VB Power Installation	169	Northwest	2,392,537	3,985,627	-1,593,090	2,392,537	2,392,537	0	2,392,537	100.00%
Chiller Replacement	161	Northeast	2,358,653	2,385,952	-27,298	2,358,653	2,358,653	0	2,358,653	100.00%
NE VB Sewer Rehabilitation	319	Northeast	2,206,390	2,345,973	-139,583	2,206,390	2,206,390	0	2,206,390	100.00%
OWTL AHU/VAV Replacements – Phase II: 1st and 2nd Floor 91 Section	286	Northwest at Alliance	2,176,972	2,226,460	-49,488	2,176,972	2,176,972	0	2,176,086	99.96%
SE EBSP Chiller Replacement	348	Southeast	1,898,305	2,732,187	-1,028,249	1,703,939	1,703,939	194,366	1,664,970	87.71%
NE NBSP Boiler Replacement	295	Northeast	1,699,697	1,743,475	-43,779	1,699,697	1,699,697	0	1,699,697	100.00%
SO VB UPS and Generator Installation	389	South	1,459,796	2,002,345	-542,549	1,459,796	1,459,796	0	1,459,796	100.00%
SE VB Generator Installation	175	Southeast	1,278,996	1,372,998	-94,002	1,278,996	1,278,996	0	1,278,996	100.00%
OWTL Air Handler Replacement	179	Northwest at Alliance	1,146,139	1,255,228	-109,089	1,146,139	1,146,139	0	1,146,139	100.00%
Sanitary Sewer Rehabilitation Phase II	85	South	886,016	911,830	-25,814	886,016	886,016	0	886,016	100.00%
NW WFSC WFSS Lighting Installation	289	Northwest	624,179	624,233	-54	624,179	624,179	0	624,179	100.00%
SO SPAC Lighting Installation	290	South	595,980	651,357	-55,377	595,980	595,980	0	595,980	100.00%
SO SAUT Thermal Piping Installation	309	South	580,749	708,091	-127,342	580,749	580,749	0	580,749	100.00%
SO SHPE Lighting Installation	294	South	539,675	596,302	-56,627	539,675	539,675	0	539,675	100.00%
TR VB Power Installation	226	Trinity River	504,678	544,678	-40,000	504,678	504,678	0	504,678	100.00%
WFSC and WFSS DDC Controls Upgrade	259	Northwest	376,157	455,252	-79,095	376,157	376,157	0	376,157	100.00%
NE NBSA Air Handler Replacement	271	Northeast	336,934	339,209	-2,275	336,934	336,934	0	336,934	100.00%

## Financial Summary Report

Description	Number	Campus	BUDGET	COST COMMITMENTS					EXPENDITURES	
			A	B	C	D=B+C	E=D	F=A-E	G	H=G/A
			Current Budget	Commitments	Approved Changes	Total Committed	Projected Commitments	Estimate To Complete	Expended To Date	% Expended
SO SBUS Lighting Installation	310	South	323,768	342,357	-18,589	323,768	323,768	0	323,768	100.00%
SE VB UPS and Generator Installation	123	Southeast	268,265	558,247	-289,983	268,265	268,265	0	268,265	100.00%
SO VB Drain/Ponding Repair	361	South	267,840	290,807	-22,967	267,840	267,840	0	267,840	100.00%
SETC Envelope Repairs Phase 2	250	South	262,256	282,698	-20,442	262,256	262,256	0	262,256	100.00%
Existing Air Compressor Systems Upgrade	267	South	256,003	282,034	-26,031	256,003	256,003	0	256,003	100.00%
WFSC Fire Training Water Controls Upgrades	195	Northwest	251,718	267,472	-15,754	251,718	251,718	0	251,718	100.00%
SO SMTH Lighting Installation	315	South	192,840	215,376	-22,536	192,840	192,840	0	192,840	100.00%
NFAB Sprinkler Installation	151	Northeast	126,802	397,486	-270,685	126,802	126,802	0	126,802	100.00%
NW WFSO Fire Training LP Gas Line Replacement	119	Northwest	118,373	513,854	-395,481	118,373	118,373	0	118,373	100.00%
TR VB Lighting Installation	314	Trinity River	116,075	149,326	-33,251	116,075	116,075	0	116,075	100.00%
Sanitary Sewer and Storm Drain Evaluation	129	Northeast	107,104	119,819	-12,715	107,104	107,104	0	107,104	100.00%
SAUT & SACR Fire Sprinkler Upgrades	134	South	100,001	856,205	-756,204	100,001	100,001	0	100,001	100.00%
Roof Drain, Water Infiltration and Grading Improvement Assessment	320	South	99,892	99,928	-35	99,892	99,892	0	99,892	100.00%
SCLC Sanitary Sewer and Drainage	142	South	89,139	97,982	-8,843	89,139	89,139	0	89,139	100.00%
NFAB to NHPE Sewer Line Replacement	252	Northeast	80,159	83,972	-3,813	80,159	80,159	0	80,159	100.00%
SSCI Repairs AHU-8 and LEF-4	92	South	72,732	81,410	-8,678	72,732	72,732	0	72,732	100.00%
EBSA HVAC Upgrades	279	Southeast	67,348	71,921	-4,573	67,348	67,348	0	67,348	100.00%
NE and ODMC Exterior lighting Modifications	288	Northeast	60,073	62,410	-2,337	60,073	60,073	0	60,073	100.00%
4160 Utility Transformer Demo	278	Northeast	55,730	55,730	0	55,730	55,730	0	55,730	100.00%
TRPG and Data Center Nitrogen Generator Installation	247	Trinity River	52,365	52,365	0	52,365	52,365	0	52,365	100.00%
DT NFAB Lighting Installation	448	Districtwide	49,910	70,634	-20,723	49,910	49,910	0	49,910	100.00%
Chilled and Heating Water Loop Differential Pressure Study	257	Northwest	38,280	38,280	0	38,280	38,280	0	38,280	100.00%
DT VB Theater Audio and Lighting Repairs	114	Districtwide	37,519	37,519	0	37,519	37,519	0	37,519	100.00%
EOC Fire Alarm Network Panel Removal	188	Trinity River	36,187	36,187	0	36,187	36,187	0	36,187	100.00%
Pool Chemical Rooms	136	Districtwide	35,719	62,705	-26,986	35,719	35,719	0	35,719	100.00%
SSTU DHW Study/Assessment	270	South	30,705	30,705	0	30,705	30,705	0	30,705	100.00%
NHSC Service Combination Upgrade	131	Northeast	30,315	45,616	-15,300	30,315	30,315	0	30,315	100.00%
Baselines M and V for CC Campuses	194	Districtwide	23,529	49,200	-25,671	23,529	23,529	0	23,529	100.00%
SHPE RTAC 1 & 2 Replacement	264	South	21,545	21,545	0	21,545	21,545	0	21,545	100.00%
SO SETC 2009 HVAC Training Center Lab Upgrade	109	South	19,892	21,881	-1,989	19,892	19,892	0	19,892	100.00%

## Financial Summary Report

Description	Number	Campus	BUDGET		COST COMMITMENTS			EXPENDITURES		
			A	B	C	D=B+C	E=D	F=A-E	G	H=G/A
			Current Budget	Commitments	Approved Changes	Total Committed	Projected Commitments	Estimate To Complete	Expended To Date	% Expended
Study of Riser Underground Piping	272	Southeast	19,785	19,785	0	19,785	19,785	0	19,785	100.00%
NCAB & NSCE Install (2) Waterproof Covers & Ladders on (2) Transformers	287	Northeast	16,869	18,556	-1,687	16,869	16,869	0	16,869	100.00%
ECHS HVAC Upgrade	266	Southeast	16,376	16,376	0	16,376	16,376	0	16,376	100.00%
NFAB Transformer Replacement	276	Northeast	11,565	11,565	0	11,565	11,565	0	11,565	100.00%
ESED Transformer Replacement	277	Southeast	6,674	6,674	0	6,674	6,674	0	6,674	100.00%
ESCT Sprinkler Pipe Inspection	268	Southeast	2,800	9,720	-6,920	2,800	2,800	0	2,800	100.00%
SETC 1410 LG Training Center Lab Upgrade	95	South	2,500	9,740	-7,240	2,500	2,500	0	2,500	100.00%
DT VB Emergency Power Installation	138	Districtwide	0	0	0	0	0	0	0	0.00%
DT VB Science Labs Gas Shutoff Controls	106	Districtwide	0	0	0	0	0	0	0	0.00%
NE NFAB Air Handler Replacement	364	Northeast	0	70,634	-70,634	0	0	0	0	0.00%
NW VB UPS and Backup Generator Installation	390	Northwest	0	0	0	0	0	0	0	0.00%
<b>Total for MEP / Infrastructure :</b>			<b>202,000,000</b>	<b>42,050,738</b>	<b>-5,426,407</b>	<b>36,624,331</b>	<b>36,624,331</b>	<b>165,375,669</b>	<b>33,435,673</b>	<b>0.00%</b>
<b>Total for Fund 90 :</b>			<b>825,000,000</b>	<b>272,077,083</b>	<b>59,916,628</b>	<b>331,993,711</b>	<b>331,993,711</b>	<b>493,006,289</b>	<b>247,762,921</b>	<b>30.03%</b>
<b>Fund 70</b>										
<b>NW Campus</b>										
Northwest VB Campus Re-Development	192	Northwest	1,100,000	1,067,809	0	1,067,809	1,067,809	32,191	1,067,809	97.07%
<b>Total for NW Campus :</b>			<b>1,100,000</b>	<b>1,067,809</b>	<b>0</b>	<b>1,067,809</b>	<b>1,067,809</b>	<b>32,191</b>	<b>1,067,809</b>	<b>97.07%</b>
<b>SE Campus</b>										
Southeast Campus Expansion	178	Southeast	200,000	113,830	0	113,830	113,830	86,170	113,830	56.92%
<b>Total for SE Campus :</b>			<b>200,000</b>	<b>113,830</b>	<b>0</b>	<b>113,830</b>	<b>113,830</b>	<b>86,170</b>	<b>113,830</b>	<b>56.92%</b>
<b>3G8P</b>										
Bucket - 3G8P Holding	373	Districtwide	0	0	0	0	0	0	0	0.00%
<b>Total for 3G8P :</b>			<b>0</b>	<b>0</b>	<b>0</b>	<b>0</b>	<b>0</b>	<b>0</b>	<b>0</b>	<b>0.00%</b>
<b>MEP/Infrastructure</b>										
NW VB Power Installation	169	Northwest	1,405,441	25,647	1,379,794	1,405,441	1,405,441	0	1,405,441	100.00%
SE VB UPS and Generator Installation	123	Southeast	650,191	427,847	222,344	650,191	650,191	0	650,191	100.00%
Bucket - MEP / Infrastructure Holding	372	Districtwide	455,656	0	0	0	0	455,656	0	0.00%
SE VB Generator Installation	175	Southeast	178,712	178,684	28	178,712	178,712	0	178,712	100.00%
<b>Total for MEP / Infrastructure :</b>			<b>2,690,000</b>	<b>632,177</b>	<b>1,602,166</b>	<b>2,234,344</b>	<b>2,234,344</b>	<b>455,656</b>	<b>2,234,344</b>	<b>100.00%</b>

## Financial Summary Report

			BUDGET		COST COMMITMENTS			EXPENDITURES		
			A	B	C	D=B+C	E=D	F=A-E	G	H=G/A
Description	Number	Campus	Current Budget	Commitments	Approved Changes	Total Committed	Projected Commitments	Estimate To Complete	Expended To Date	% Expended
<b>Total for Fund 70 :</b>			<b>3,990,000</b>	<b>1,813,816</b>	<b>1,602,166</b>	<b>3,415,982</b>	<b>3,415,982</b>	<b>574,018</b>	<b>3,415,982</b>	<b>85.61%</b>
<b>Fund 40</b>										
<b>NW Campus</b>										
Northwest VB Campus Re-Development	192	Northwest	63,900,000	7,351,891	11,738,842	19,090,934	19,090,934	44,809,066	957,267	1.50%
<b>Total for NW Campus :</b>			<b>63,900,000</b>	<b>7,351,891</b>	<b>11,738,842</b>	<b>19,090,934</b>	<b>19,090,934</b>	<b>44,809,066</b>	<b>957,267</b>	<b>1.50%</b>
<b>SE Campus</b>										
Southeast Campus Expansion	178	Southeast	54,790,000	4,378,307	-15,450	4,362,856	4,362,856	50,427,144	326,300	0.60%
<b>Total for SE Campus :</b>			<b>54,790,000</b>	<b>4,378,307</b>	<b>-15,450</b>	<b>4,362,856</b>	<b>4,362,856</b>	<b>50,427,144</b>	<b>326,300</b>	<b>0.60%</b>
<b>3G8P</b>										
Bucket - 3G8P Holding	373	Districtwide	777,861	0	0	0	0	777,861	0	0.00%
SO STEC Welding Lab Expansion	170	South	107,832	0	107,832	107,832	107,832	0	107,832	100.00%
OWTL Welding Lab Expansion	171	Northwest at Alliance	104,233	41,860	62,373	104,233	104,233	0	104,233	100.00%
OWTL Corporate Services Renovation	292	Northwest at Alliance	10,074	10,074	0	10,074	10,074	0	10,074	100.00%
<b>Total for 3G8P :</b>			<b>1,000,000</b>	<b>51,934</b>	<b>170,205</b>	<b>222,139</b>	<b>222,139</b>	<b>777,861</b>	<b>222,139</b>	<b>100.00%</b>
<b>MEP/Infrastructure</b>										
SO VB UPS and Generator Installation	177	South	1,052,655	581,079	471,576	1,052,655	1,052,655	0	1,052,655	100.00%
Bucket - MEP / Infrastructure Holding	372	Districtwide	967,136	0	0	0	0	967,136	0	0.00%
NW VB Power Installation	169	Northwest	915,621	866,097	49,524	915,621	915,621	0	915,621	100.00%
SAUT & SACR Fire Sprinkler Upgrades	134	South	572,370	21,721	550,649	572,370	572,370	0	572,370	100.00%
Sanitary Sewer Rehabilitation Phase II	85	South	555,604	585,471	-29,866	555,604	555,604	0	555,604	100.00%
NW WFSO Fire Training LP Gas Line Replacement	119	Northwest	382,546	18,377	364,169	382,546	382,546	0	382,546	100.00%
Pool Chemical Rooms	136	Districtwide	356,701	349,685	7,016	356,701	356,701	0	356,701	100.00%
DT VB Science Labs Gas Shutoff Controls	106	Districtwide	327,013	355,829	-28,816	327,013	327,013	0	327,013	100.00%
NFAB Sprinkler Installation	151	Northeast	226,181	-11,904	238,086	226,181	226,181	0	226,181	100.00%
Chiller Replacement	161	Northeast	176,958	160,122	16,836	176,958	176,958	0	176,958	100.00%
SE VB UPS and Generator Installation	123	Southeast	139,283	128,482	10,801	139,283	139,283	0	139,283	100.00%
DT VB Theater Audio and Lighting Repairs	114	Districtwide	127,178	137,165	-9,987	127,178	127,178	0	127,178	100.00%

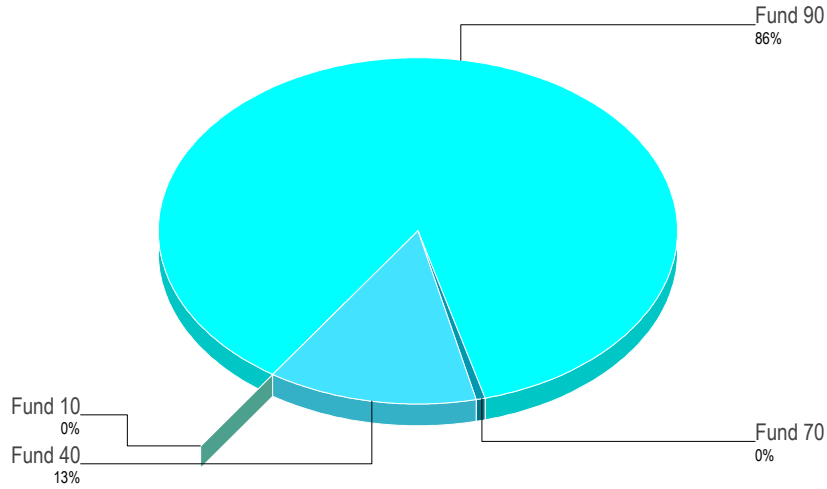
# Financial Summary Report

Description	Number	Campus	BUDGET		COST COMMITMENTS			EXPENDITURES		
			A	B	C	D=B+C	E=D	F=A-E	G	H=G/A
			Current Budget	Commitments	Approved Changes	Total Committed	Projected Commitments	Estimate To Complete	Expended To Date	% Expended
OwTL Air Handler Replacement	179	Northwest at Alliance	114,143	57,131	57,011	114,143	114,143	0	114,143	100.00%
WFSC Fire Training Water Controls Upgrades	195	Northwest	105,927	106,075	-148	105,927	105,927	0	105,927	100.00%
SETC 1410 LG Training Center Lab Upgrade	95	South	72,960	72,960	0	72,960	72,960	0	72,960	100.00%
SE EBSP Cooling Tower Replacement	174	Southeast	63,072	0	63,072	63,072	63,072	0	63,072	100.00%
SSCI Repairs AHU-8 and LEF-4	92	South	40,347	31,669	8,678	40,347	40,347	0	40,347	100.00%
SCLC Sanitary Sewer and Drainage	142	South	26,700	26,700	0	26,700	26,700	0	26,700	100.00%
SO SETC 2009 HVAC Training Center Lab Upgrade	109	South	23,430	24,795	-1,365	23,430	23,430	0	23,430	100.00%
Baselines M and V for CC Campuses	194	Districtwide	23,119	0	23,119	23,119	23,119	0	23,119	100.00%
NHSC Service Combination Upgrade	131	Northeast	13,209	-1,468	14,676	13,209	13,209	0	13,209	100.00%
Sanitary Sewer and Storm Drain Evaluation	129	Northeast	12,684	0	12,684	12,684	12,684	0	12,684	100.00%
NE NBSA Air Handler Replacement	271	Northeast	7,744	7,744	0	7,744	7,744	0	7,744	100.00%
NW WBSP Chiller/Cooling Towers Replacement	148	Northwest	7,420	0	7,420	7,420	7,420	0	7,420	100.00%
NE VB Sewer Rehabilitation	319	Northeast	0	0	0	0	0	0	0	0.00%
NFAB to NHPE Sewer Line Replacement	252	Northeast	0	0	0	0	0	0	0	0.00%
<b>Total for MEP / Infrastructure :</b>			<b>6,310,000</b>	<b>3,517,731</b>	<b>1,825,134</b>	<b>5,342,864</b>	<b>5,342,864</b>	<b>967,136</b>	<b>5,342,864</b>	<b>0.00%</b>
<b>Total for Fund 40 :</b>			<b>126,000,000</b>	<b>15,299,862</b>	<b>13,718,730</b>	<b>29,018,793</b>	<b>29,018,793</b>	<b>96,981,207</b>	<b>6,848,570</b>	<b>5.44%</b>
<b>Fund 10</b>										
<b>SE Campus</b>										
Southeast Campus Expansion	178	Southeast	10,000	8,477	-2,717	5,760	5,760	4,240	5,760	57.60%
<b>Total for SE Campus :</b>			<b>10,000</b>	<b>8,477</b>	<b>-2,717</b>	<b>5,760</b>	<b>5,760</b>	<b>4,240</b>	<b>5,760</b>	<b>57.60%</b>
<b>Total for Fund 10 :</b>			<b>10,000</b>	<b>8,477</b>	<b>-2,717</b>	<b>5,760</b>	<b>5,760</b>	<b>4,240</b>	<b>5,760</b>	<b>57.60%</b>
<b>Grand Totals:</b>			<b>955,000,000</b>	<b>289,199,238</b>	<b>75,234,808</b>	<b>364,434,247</b>	<b>364,434,247</b>	<b>590,565,753</b>	<b>258,033,233</b>	<b>27.02%</b>

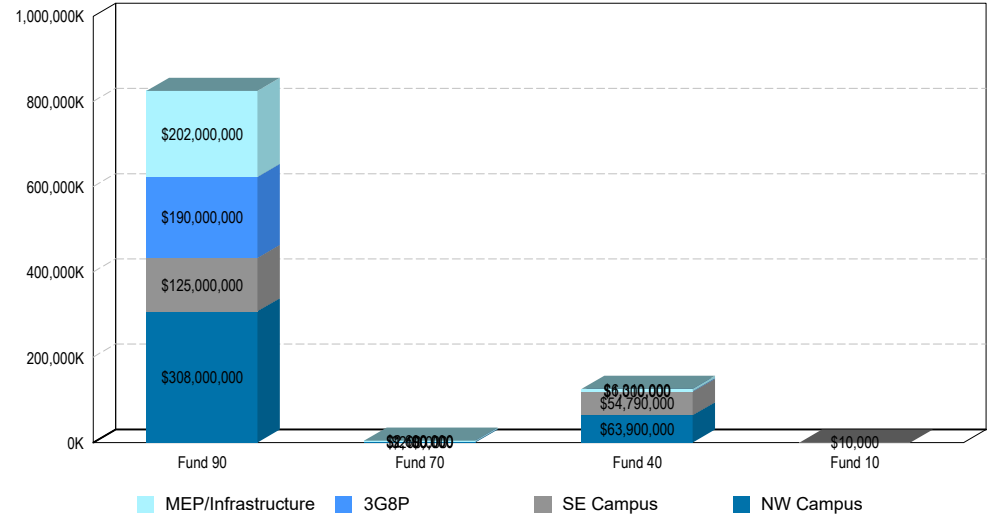
# Financial Summary Report

Report Date: 4/30/2023

Bond Budget by Fund



Budget Distribution by Fund & Campus



Description	BUDGET		COST COMMITMENTS			EXPENDITURES		
	A	B	C	D=B+C	E	F=A-E	G	H=G/A
	Current Budget	Commitments	Approved Changes	Total Committed	Projected Commitments	Estimate To Complete	Expended To Date	% Expended
<b>Fund 90</b>								
NW Campus :	308,000,000	179,858,706	-10,791,519	169,067,188	169,067,188	138,932,812	141,230,234	45.85%
SE Campus :	125,000,000	15,676,319	77,159,054	92,835,373	92,835,373	32,164,627	45,134,452	36.11%
3G8P :	190,000,000	34,491,320	-1,024,501	33,466,819	33,466,819	156,533,181	27,962,561	14.72%
MEP / Infrastructure :	202,000,000	42,050,738	-5,426,407	36,624,331	36,624,331	165,375,669	33,435,673	16.55%
<b>Total for Fund 90 :</b>	<b>825,000,000</b>	<b>272,077,083</b>	<b>59,916,628</b>	<b>331,993,711</b>	<b>331,993,711</b>	<b>493,006,289</b>	<b>247,762,921</b>	<b>30.03%</b>
<b>Fund 70</b>								
NW Campus :	1,100,000	1,067,809	0	1,067,809	1,067,809	32,191	1,067,809	97.07%
SE Campus :	200,000	113,830	0	113,830	113,830	86,170	113,830	56.92%
3G8P :	0	0	0	0	0	0	0	0.00%
MEP / Infrastructure :	2,690,000	632,177	1,602,166	2,234,344	2,234,344	455,656	2,234,344	83.06%
<b>Total for Fund 70 :</b>	<b>3,990,000</b>	<b>1,813,816</b>	<b>1,602,166</b>	<b>3,415,982</b>	<b>3,415,982</b>	<b>574,018</b>	<b>3,415,982</b>	<b>85.61%</b>
<b>Fund 40</b>								
NW Campus :	63,900,000	7,351,891	11,738,842	19,090,934	19,090,934	44,809,066	957,267	1.50%
SE Campus :	54,790,000	4,378,307	-15,450	4,362,856	4,362,856	50,427,144	326,300	0.60%
3G8P :	1,000,000	51,934	170,205	222,139	222,139	777,861	222,139	22.21%

## Financial Summary Report

Description	BUDGET		COST COMMITMENTS				EXPENDITURES	
	A	B	C	D=B+C	E	F=A-E	G	H=G/A
	Current Budget	Commitments	Approved Changes	Total Committed	Projected Commitments	Estimate To Complete	Expended To Date	% Expended
MEP / Infrastructure :	6,310,000	3,517,731	1,825,134	5,342,864	5,342,864	967,136	5,342,864	84.67%
<b>Total for Fund 40 :</b>	<b>126,000,000</b>	<b>15,299,862</b>	<b>13,718,730</b>	<b>29,018,793</b>	<b>29,018,793</b>	<b>96,981,207</b>	<b>6,848,570</b>	<b>5.44%</b>
<b>Fund 10</b>								
SE Campus :	10,000	8,477	-2,717	5,760	5,760	4,240	5,760	57.60%
<b>Total for Fund 10 :</b>	<b>10,000</b>	<b>8,477</b>	<b>-2,717</b>	<b>5,760</b>	<b>5,760</b>	<b>4,240</b>	<b>5,760</b>	<b>57.60%</b>
<b>Grand Totals:</b>	<b>955,000,000</b>	<b>289,199,238</b>	<b>75,234,808</b>	<b>364,434,247</b>	<b>364,434,247</b>	<b>590,565,753</b>	<b>258,033,233</b>	<b>27.02%</b>



NW Campus

## PROJECT DESCRIPTION/TEAM

Project Name: **NW VB Campus Re-Development**

Address: 4801 Marine Creek Parkway  
Fort Worth  
TX

Project Type: Capital Improvement

Project Phase: Construction

Architect: Huckabee + Gensler

CMAR: Skanska USA Building Inc.

## PROJECT SCOPE

Re-Development of the NW Campus including demolition, renovations, infrastructure, and new construction.

## PROJECT PHOTO



## SCHEDULE

Description	Target Finish	Current Finish	Variance	
Project Created Date	21-Sep-2018	21-Sep-2018	0.00	↑
Design Start	07-Oct-2019			↑
Design Finish	16-Oct-2019			↑
Pre-construction Meeting	12-Dec-2019			↑
Construction Start	13-Dec-2019			↑
Substantial Completion Date	08-Dec-2025			↑
Construction Finish (Final Completion)	30-Dec-2025			↑
Close Out Start	31-Dec-2025			↑
Close Out Finish	12-Feb-2026			↑
Warranty Walk Due	27-Feb-2026			↑

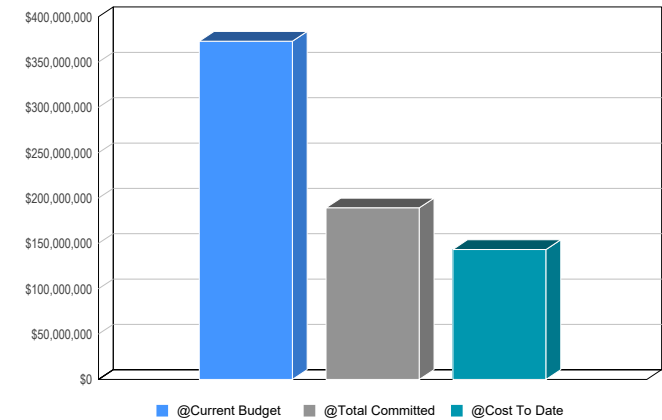
↑ Overtime/Early

↓ Delayed/ Late

## PROGRESS SUMMARY

04/28/2023 Update: The Northwest Campus Redevelopment Project remains on schedule. Building NW05 is in its final stages of completion. Furniture has been installed in preparation for move-in in May. Final finishes and ongoing cleaning of all three floors are in progress. The exterior hard-scape in the front of Building NW05 is nearly complete. The concrete walkways around Building NW05 are complete. Final commissioning is nearly complete. Building NW01 progress continues, with interior finishes as the focus this month. Building NW01 is scheduled to be complete in June, with furniture installation beginning in July, and move-in scheduled for October.

## BUDGET/COST STATUS



	BUDGET		COMMITMENT			EXPENDITURE		
	A	B	C	D=B+C	E	F=A-E	G	H=G/A
	Current Budget	Commitments	Approved Changes	Total Committed	Projected Commitments	Estimate To Complete	Expended To Date	% Expended
1000 Soft Costs	39,873,974	38,408,562	-11,924	38,396,839	38,396,839	1,477,134	27,170,038	68.14%
2000 Hard Costs	297,103,813	144,777,005	1,076,475	145,853,480	145,853,480	151,250,333	115,762,265	38.96%
3000 FF&E	25,036,104	5,092,839	-117,227	4,975,612	4,975,612	20,060,492	323,008	1.29%
4000 Project Contingency	10,986,109	0	0	0	0	10,986,109	0	0.00%
<b>Total:</b>	<b>373,000,000</b>	<b>188,278,406</b>	<b>947,324</b>	<b>189,225,931</b>	<b>189,225,931</b>	<b>183,774,069</b>	<b>143,255,310</b>	<b>38.41%</b>

## SE Campus

### PROJECT DESCRIPTION/TEAM

Project Name: **SE VB Campus Expansion**

Address: 2100 Southeast Pkwy  
Arlington  
TX

Project Type: Capital Improvement

Project Phase: Construction

Architect: Perkins & Will

CMAR: Byrne/Potere/Hunt, a Joint Venture

### PROJECT SCOPE

The project consists of the renovation and expansion of the Tarrant County College District's Southeast Campus. The renovation scope will include selective structural renovation, major renovation, and finish level renovation to address campus needs and district-wide initiatives, and to fit contextually within the overall design concept to create a new campus identity. The renovation will also include selective facade and building envelope updates. The new construction scope will consist of two buildings. The North Building will serve as the front door to the campus for visitors and prospective students. It will include a Welcome Center, Financial Aid, Business Services, Admission, Testing, On-boarding, Advising, and other related programs. The South Building will serve as a gateway from the south, primarily for current students. It will include General Classrooms, Labs, Faculty Workspace, and Culinary.

### PROJECT PHOTO



### SCHEDULE

Description	Target Finish	Current Finish	Variance	
Project Created Date	06-May-2019	06-May-2019	0.00	↑
Design Start	24-May-2019	24-May-2019	0.00	↑
Anticipated - Commitment - Commissionir	12-Oct-2021			↑
Anticipated - Commitment - T&B	01-Dec-2021			↑
Design Finish	20-Jan-2022			↑
Pre-construction Meeting	08-Mar-2022			↑
Construction Start	09-Mar-2022			↑
Substantial Completion Date	30-Nov-2023			↑
Construction Finish (Final Completion)	01-Dec-2023			↑
Close Out Start	04-Dec-2023			↑
Close Out Finish	16-Jan-2024			↑
Warranty Walk Due	20-Sep-2024			↑

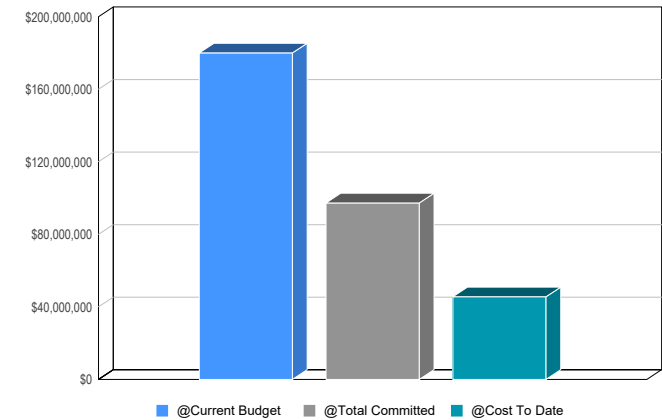
↑ Overtime/Early

↓ Delayed/ Late

### PROGRESS SUMMARY

04/28/2023 Update: The Southeast Campus Renovation and Expansion Project remains on schedule. Building SE01 (Student Experience) structural steel, floor concrete slabs, permanent roofing, exterior sheathing, and air barrier is complete. Mechanical, electrical, plumbing, fire sprinkler rough-in work, exterior brick, window framing, IT cable installation, and interior wall and ceiling framing are in progress. Building SE07 (Academic Building) structural steel, floor concrete slabs, permanent roofing, exterior sheathing, and air barrier is complete. Mechanical, electrical, plumbing, fire sprinkler rough-in work, exterior brick, window framing, IT cable installation, and interior wall and ceiling framing are in progress.

### BUDGET/COST STATUS



### FINANCIAL STATUS

	BUDGET		COMMITMENT			EXPENDITURE		
	A	B	C	D=B+C	E	F=A-E	G	H=G/A
	Current Budget	Commitments	Approved Changes	Total Committed	Projected Commitments	Estimate To Complete	Expended To Date	% Expended
1000 Soft Costs	19,002,973	9,821,601	7,609,535	17,431,136	17,431,136	1,571,837	10,440,186	54.94%
2000 Hard Costs	139,916,876	7,655,659	69,531,352	77,187,011	77,187,011	62,729,865	35,140,156	25.12%
3000 FF&E	12,000,000	2,699,673	0	2,699,673	2,699,673	9,300,327	0	0.00%
4000 Project Contingency	9,080,151	0	0	0	0	9,080,151	0	0.00%
<b>Total:</b>	<b>180,000,000</b>	<b>20,176,932</b>	<b>77,140,887</b>	<b>97,317,820</b>	<b>97,317,820</b>	<b>82,682,180</b>	<b>45,580,342</b>	<b>25.32%</b>

3G8P

## PROJECT DESCRIPTION/TEAM

Project Name: **DT NTAB and SACB/D Classrooms Renovations**

Address: 5450 N. Riverside Drive  
Fort Worth  
TX

Project Type: Renovation

Project Phase: Construction

Architect: Bennett Benner Partners, Inc.

CMAR: Chambers Engineering LLC

## PROJECT SCOPE

This project seeks to bring poor and fair as well as previously upgraded basic condition classrooms in line with the IILE Principle as part of the 3G8P efforts for both Northeast Campus Building NTAB and the South Campus Buildings SACB/SACD. Refinish of the existing hallways and common spaces as well as necessary ADA updates to restroom facilities are also planned as part of the project scope. A fire sprinkler system will be added to the entire Building NTAB.

## PROJECT PHOTO



## SCHEDULE

Description	Target Finish	Current Finish	Variance	
Project Start	14-Jul-2021	14-Jul-2021	0.00	↑
Notification of Project Commencement	08-Nov-2021	08-Nov-2021	0.00	↑
Activation DD Meetings	10-Jan-2022			↑
Swing Space Activation Notification	10-Jan-2022			↑
Discussion of OFCI Items	10-Jan-2022			↑
Security, Access Control & Keying Meetin	10-Jan-2022	10-Jan-2022	0.00	↑
Interior Design Review - Materials/Furnitu	10-Jan-2022	10-Jan-2022	0.00	↑
Finish Review - Comply with TCC Standai	10-Jan-2022	10-Jan-2022	0.00	↑
Finish Review - Comply with TCC Standai	21-Feb-2022			↑
South Substantial completion	03-Oct-2022			↑
South Project Closeout	28-Nov-2022			↑
Construction	20-Jan-2023			↑
Northeast Substantial Completion	23-Jan-2023			↑

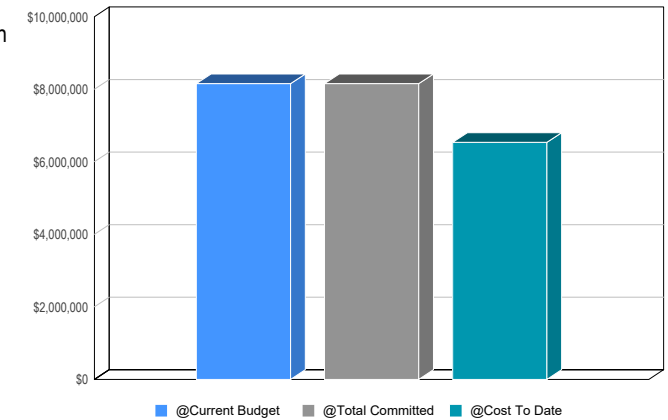
↑ Overtime/Early

↓ Delayed/ Late

## PROGRESS SUMMARY

04/28/2023 Update: SACB and SACD are completed. For the NTAB, construction and furniture installation are completed and addressing punch list items. NTAB is pending the delivery and installation of AV equipment which is tracking for May of 2023.

## BUDGET/COST STATUS



## FINANCIAL STATUS

	BUDGET		COMMITMENT			EXPENDITURE		
	A	B	C	D=B+C	E	F=A-E	G	H=G/A
	Current Budget	Commitments	Approved Changes	Total Committed	Projected Commitments	Estimate To Complete	Expended To Date	% Expended
1000 Soft Costs	791,250	699,250	0	699,250	699,250	92,000	603,753	76.30%
2000 Hard Costs	3,688,676	5,533,586	127,816	5,661,402	5,661,402	-1,972,726	4,919,967	133.38%
3000 FF&E	3,316,754	1,793,779	0	1,793,779	1,793,779	1,522,975	1,011,844	30.51%
4000 Project Contingency	358,540	0	0	0	0	358,540	0	0.00%
<b>Total:</b>	<b>8,155,220</b>	<b>8,026,615</b>	<b>127,816</b>	<b>8,154,431</b>	<b>8,154,431</b>	<b>789</b>	<b>6,535,564</b>	<b>80.14%</b>

Districtwide

JACOBS