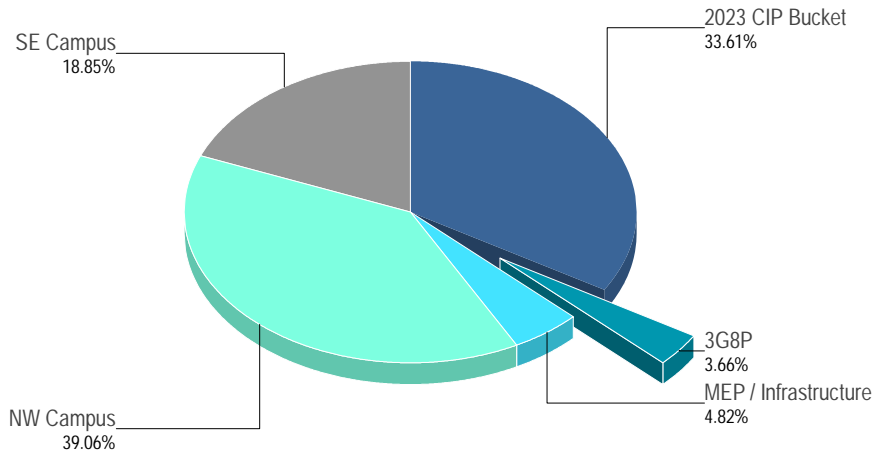


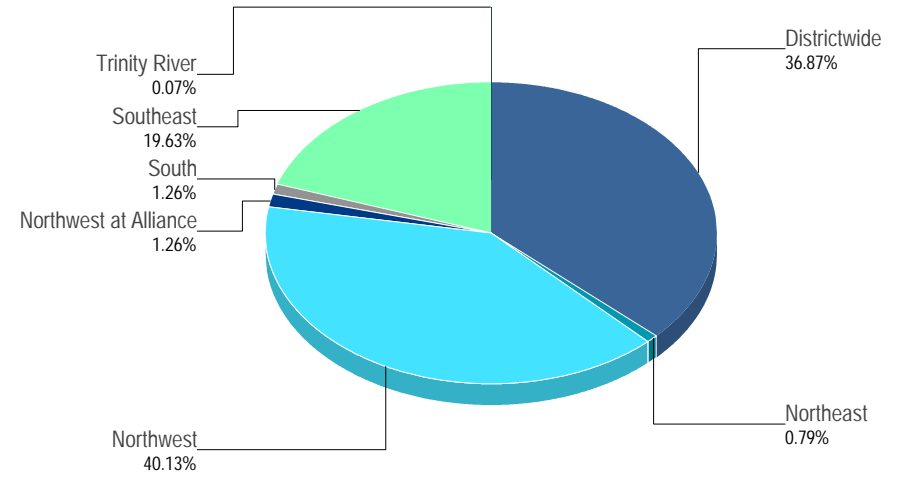
# Financial Summary Report

Report Date: 8/28/2023

Budget by Bucket



Budget by Campus



Description	Number	Campus	BUDGET	COST COMMITMENTS			EXPENDITURES			
			A	B	C	D=B+C	E=D	F=A-E	G	H=G/A
			Current Budget	Commitments	Approved Changes	Total Committed	Projected Commitments	Estimate To Complete	Expended To Date	% Expended
<b>Fund 90</b>										
<b>NW Campus</b>										
Northwest VB Campus Re-Development	192	Northwest	308,000,000	179,919,043	-10,480,997	169,438,046	169,438,046	138,561,954	154,864,133	50.28%
<b>Total for NW Campus :</b>			<b>308,000,000</b>	<b>179,919,043</b>	<b>-10,480,997</b>	<b>169,438,046</b>	<b>169,438,046</b>	<b>138,561,954</b>	<b>154,864,133</b>	<b>50.28%</b>
<b>SE Campus</b>										
Southeast Campus Expansion	178	Southeast	125,000,000	15,690,619	78,522,146	94,212,765	94,212,765	30,787,235	59,904,662	47.92%
<b>Total for SE Campus :</b>			<b>125,000,000</b>	<b>15,690,619</b>	<b>78,522,146</b>	<b>94,212,765</b>	<b>94,212,765</b>	<b>30,787,235</b>	<b>59,904,662</b>	<b>47.92%</b>
NTAB and SCAB/D Classrooms Renovations	457	Districtwide	8,155,220	8,026,615	119,251	8,145,866	8,145,866	9,354	7,469,074	91.59%
DT Bond Program Manager Firm - 3G8P	476	Districtwide	7,781,919	7,781,919	0	7,781,919	7,781,919	0	4,457,470	57.28%
DT VB IILE Classroom Renovation	343	Districtwide	4,393,892	4,602,678	-208,786	4,393,892	4,393,892	0	4,393,892	100.00%
OWTL Corporate Services Renovation	292	Northwest at Alliance	4,336,446	4,580,286	-243,841	4,336,446	4,336,446	0	4,336,446	100.00%
OWTL Welding Lab Expansion	171	Northwest at Alliance	4,114,382	4,353,766	-239,385	4,114,382	4,114,382	0	4,114,382	100.00%
SO STEC Welding Lab Expansion	170	South	3,257,747	3,501,607	-243,860	3,257,747	3,257,747	0	3,257,747	100.00%

## Financial Summary Report

Description	Number	Campus	BUDGET		COST COMMITMENTS			EXPENDITURES		
			A	B	C	D=B+C	E=D	F=A-E	G	H=G/A
			Current Budget	Commitments	Approved Changes	Total Committed	Projected Commitments	Estimate To Complete	Expended To Date	% Expended
DT VB Wayfinding Program	360	Districtwide	553,216	736,486	-183,270	553,216	553,216	0	553,216	100.00%
Bucket - 3G8P Holding	373	Districtwide	532,392	0	0	0	0	532,392	0	0.00%
SACD_1403_1406_1407_1411_21st Century Classroom Upgrades	306	South	456,837	467,973	-11,136	456,837	456,837	0	456,837	100.00%
WFSC_2603_2605_21st Century Classroom Upgrades	297	Northwest	231,459	249,597	-18,138	231,459	231,459	0	231,459	100.00%
ESEE 21st Century Classroom Upgrades	307	Southeast	143,830	147,732	-3,902	143,830	143,830	0	143,830	100.00%
SO SELE Building Renovation	374	South	42,660	42,660	0	42,660	42,660	0	42,660	100.00%
Total for 3G8P :			34,000,000	34,491,320	-1,033,065	33,458,254	33,458,254	541,746	29,457,013	100.00%

### MEP / Infrastructure

DT Bond Program Manager Firm - MEP	324	Districtwide	6,306,635	5,430,002	876,633	6,306,635	6,306,635	0	3,612,430	57.28%
NW WBSP Chiller/Cooling Towers Replacement	148	Northwest	3,349,500	3,378,426	-28,926	3,349,500	3,349,500	0	3,349,500	100.00%
SE EBSP Cooling Tower Replacement	174	Southeast	2,732,055	2,902,392	-170,338	2,732,055	2,732,055	0	2,732,055	100.00%
NW VB Power Installation	169	Northwest	2,392,537	3,985,627	-1,593,090	2,392,537	2,392,537	0	2,392,537	100.00%
Chiller Replacement	161	Northeast	2,358,653	2,385,952	-27,298	2,358,653	2,358,653	0	2,358,653	100.00%
NE VB Sewer Rehabilitation	319	Northeast	2,206,390	2,345,973	-139,583	2,206,390	2,206,390	0	2,206,390	100.00%
OWTL AHU/VAV Replacements – Phase II: 1st and 2nd Floor 91 Section	286	Northwest at Alliance	2,176,972	2,226,460	-49,488	2,176,972	2,176,972	0	2,176,086	99.96%
SE EBSP Chiller Replacement	348	Southeast	1,898,305	2,732,187	-1,028,249	1,703,939	1,703,939	194,366	1,699,878	89.55%
NE NBSP Boiler Replacement	295	Northeast	1,699,697	1,743,475	-43,779	1,699,697	1,699,697	0	1,699,697	100.00%
SO VB UPS and Generator Installation	389	South	1,459,796	2,002,345	-542,549	1,459,796	1,459,796	0	1,459,796	100.00%
SE VB Generator Installation	175	Southeast	1,278,996	1,372,998	-94,002	1,278,996	1,278,996	0	1,278,996	100.00%
OWTL Air Handler Replacement	179	Northwest at Alliance	1,146,139	1,255,228	-109,089	1,146,139	1,146,139	0	1,146,139	100.00%
Sanitary Sewer Rehabilitation Phase II	85	South	886,016	911,830	-25,814	886,016	886,016	0	886,016	100.00%
NW WFSC WFSS Lighting Installation	289	Northwest	624,179	624,233	-54	624,179	624,179	0	624,179	100.00%
SO SPAC Lighting Installation	290	South	595,980	651,357	-55,377	595,980	595,980	0	595,980	100.00%
SO SAUT Thermal Piping Installation	309	South	580,749	708,091	-127,342	580,749	580,749	0	580,749	100.00%
SO SHPE Lighting Installation	294	South	539,675	596,302	-56,627	539,675	539,675	0	539,675	100.00%
TR VB Power Installation	226	Trinity River	504,678	544,678	-40,000	504,678	504,678	0	504,678	100.00%
WFSC and WFSS DDC Controls Upgrade	259	Northwest	376,157	455,252	-79,095	376,157	376,157	0	376,157	100.00%
NE NBSA Air Handler Replacement	271	Northeast	336,934	339,209	-2,275	336,934	336,934	0	336,934	100.00%
SO SBUS Lighting Installation	310	South	323,768	342,357	-18,589	323,768	323,768	0	323,768	100.00%
SE VB UPS and Generator Installation	123	Southeast	268,265	558,247	-289,983	268,265	268,265	0	268,265	100.00%

## Financial Summary Report

Description	Number	Campus	BUDGET	COST COMMITMENTS					EXPENDITURES	
			A	B	C	D=B+C	E=D	F=A-E	G	H=G/A
			Current Budget	Commitments	Approved Changes	Total Committed	Projected Commitments	Estimate To Complete	Expended To Date	% Expended
SO VB Drain/Ponding Repair	361	South	267,840	290,807	-22,967	267,840	267,840	0	267,840	100.00%
SETC Envelope Repairs Phase 2	250	South	262,256	282,698	-20,442	262,256	262,256	0	262,256	100.00%
Existing Air Compressor Systems Upgrade	267	South	256,003	282,034	-26,031	256,003	256,003	0	256,003	100.00%
WFSC Fire Training Water Controls Upgrades	195	Northwest	251,718	267,472	-15,754	251,718	251,718	0	251,718	100.00%
SO SMTH Lighting Installation	315	South	192,840	215,376	-22,536	192,840	192,840	0	192,840	100.00%
Bucket - MEP / Infrastructure Holding	372	Districtwide	181,303	0	0	0	0	181,303	0	0.00%
NFAB Sprinkler Installation	151	Northeast	126,802	397,486	-270,685	126,802	126,802	0	126,802	100.00%
NW WFSO Fire Training LP Gas Line Replacement	119	Northwest	118,373	513,854	-395,481	118,373	118,373	0	118,373	100.00%
TR VB Lighting Installation	314	Trinity River	116,075	149,326	-33,251	116,075	116,075	0	116,075	100.00%
Sanitary Sewer and Storm Drain Evaluation	129	Northeast	107,104	119,819	-12,715	107,104	107,104	0	107,104	100.00%
SAUT & SACR Fire Sprinkler Upgrades	134	South	100,001	856,205	-756,204	100,001	100,001	0	100,001	100.00%
Roof Drain, Water Infiltration and Grading Improvement Assessment	320	South	99,892	99,928	-35	99,892	99,892	0	99,892	100.00%
SCLC Sanitary Sewer and Drainage	142	South	89,139	97,982	-8,843	89,139	89,139	0	89,139	100.00%
NFAB to NHPE Sewer Line Replacement	252	Northeast	80,159	83,972	-3,813	80,159	80,159	0	80,159	100.00%
SSCI Repairs AHU-8 and LEF-4	92	South	72,732	81,410	-8,678	72,732	72,732	0	72,732	100.00%
EBSA HVAC Upgrades	279	Southeast	67,348	71,921	-4,573	67,348	67,348	0	67,348	100.00%
NE and ODMC Exterior lighting Modifications	288	Northeast	60,073	62,410	-2,337	60,073	60,073	0	60,073	100.00%
4160 Utility Transformer Demo	278	Northeast	55,730	55,730	0	55,730	55,730	0	55,730	100.00%
TRPG and Data Center Nitrogen Generator Installation	247	Trinity River	52,365	52,365	0	52,365	52,365	0	52,365	100.00%
DT NFAB Lighting Installation	448	Districtwide	49,910	70,634	-20,723	49,910	49,910	0	49,910	100.00%
Chilled and Heating Water Loop Differential Pressure Study	257	Northwest	38,280	38,280	0	38,280	38,280	0	38,280	100.00%
DT VB Theater Audio and Lighting Repairs	114	Districtwide	37,519	37,519	0	37,519	37,519	0	37,519	100.00%
EOC Fire Alarm Network Panel Removal	188	Trinity River	36,187	36,187	0	36,187	36,187	0	36,187	100.00%
Pool Chemical Rooms	136	Districtwide	35,719	62,705	-26,986	35,719	35,719	0	35,719	100.00%
SSTU DHW Study/Assessment	270	South	30,705	30,705	0	30,705	30,705	0	30,705	100.00%
NHSC Service Combination Upgrade	131	Northeast	30,315	45,616	-15,300	30,315	30,315	0	30,315	100.00%
Baselines M and V for CC Campuses	194	Districtwide	23,529	49,200	-25,671	23,529	23,529	0	23,529	100.00%
SHPE RTAC 1 & 2 Replacement	264	South	21,545	21,545	0	21,545	21,545	0	21,545	100.00%
SO SETC 2009 HVAC Training Center Lab Upgrade	109	South	19,892	21,881	-1,989	19,892	19,892	0	19,892	100.00%
Study of Riser Underground Piping	272	Southeast	19,785	19,785	0	19,785	19,785	0	19,785	100.00%

# Financial Summary Report

Description	Number	Campus	BUDGET		COST COMMITMENTS			EXPENDITURES		
			A	B	C	D=B+C	E=D	F=A-E	G	H=G/A
			Current Budget	Commitments	Approved Changes	Total Committed	Projected Commitments	Estimate To Complete	Expended To Date	% Expended
NCAB & NSCE Install (2) Waterproof Covers & Ladders on (2) Transformers	287	Northeast	16,869	18,556	-1,687	16,869	16,869	0	16,869	100.00%
ECHS HVAC Upgrade	266	Southeast	16,376	16,376	0	16,376	16,376	0	16,376	100.00%
NFAB Transformer Replacement	276	Northeast	11,565	11,565	0	11,565	11,565	0	11,565	100.00%
ESED Transformer Replacement	277	Southeast	6,674	6,674	0	6,674	6,674	0	6,674	100.00%
ESCT Sprinkler Pipe Inspection	268	Southeast	2,800	9,720	-6,920	2,800	2,800	0	2,800	100.00%
SETC 1410 LG Training Center Lab Upgrade	95	South	2,500	9,740	-7,240	2,500	2,500	0	2,500	100.00%
DT VB Emergency Power Installation	138	Districtwide	0	0	0	0	0	0	0	0.00%
DT VB Science Labs Gas Shutoff Controls	106	Districtwide	0	0	0	0	0	0	0	0.00%
NE NFAB Air Handler Replacement	364	Northeast	0	70,634	-70,634	0	0	0	0	0.00%
NW VB UPS and Backup Generator Installation	390	Northwest	0	0	0	0	0	0	0	0.00%
<b>Total for MEP / Infrastructure :</b>			<b>37,000,000</b>	<b>42,050,738</b>	<b>-5,426,407</b>	<b>36,624,331</b>	<b>36,624,331</b>	<b>375,669</b>	<b>33,925,180</b>	<b>0.00%</b>
Bucket - 2023 CIP Holding	566	Districtwide	321,000,000	0	0	0	0	321,000,000	0	0.00%
<b>Total for 2023 CIP Bucket :</b>			<b>321,000,000</b>	<b>0</b>	<b>0</b>	<b>0</b>	<b>0</b>	<b>321,000,000</b>	<b>0</b>	<b>0.00%</b>
<b>Total for Fund 90 :</b>			<b>825,000,000</b>	<b>272,151,720</b>	<b>61,581,677</b>	<b>333,733,396</b>	<b>333,733,396</b>	<b>491,266,604</b>	<b>278,150,988</b>	<b>33.72%</b>

## Fund 70

### NW Campus

Northwest VB Campus Re-Development	192	Northwest	1,100,000	1,023,972	0	1,023,972	1,023,972	76,028	1,067,809	97.07%
<b>Total for NW Campus :</b>			<b>1,100,000</b>	<b>1,023,972</b>	<b>0</b>	<b>1,023,972</b>	<b>1,023,972</b>	<b>76,028</b>	<b>1,067,809</b>	<b>97.07%</b>

### SE Campus

Southeast Campus Expansion	178	Southeast	200,000	99,530	0	99,530	99,530	100,470	113,830	56.92%
<b>Total for SE Campus :</b>			<b>200,000</b>	<b>99,530</b>	<b>0</b>	<b>99,530</b>	<b>99,530</b>	<b>100,470</b>	<b>113,830</b>	<b>56.92%</b>

### 3G8P

Bucket - 3G8P Holding	373	Districtwide	0	0	0	0	0	0	0	0.00%
<b>Total for 3G8P :</b>			<b>0</b>	<b>0</b>	<b>0</b>	<b>0</b>	<b>0</b>	<b>0</b>	<b>0</b>	<b>0.00%</b>

### MEP / Infrastructure

NW VB Power Installation	169	Northwest	1,405,441	25,647	1,379,794	1,405,441	1,405,441	0	1,405,441	100.00%
SE VB UPS and Generator Installation	123	Southeast	650,191	427,847	222,344	650,191	650,191	0	650,191	100.00%
Bucket - MEP / Infrastructure Holding	372	Districtwide	455,656	0	0	0	0	455,656	0	0.00%

# Financial Summary Report

Description	Number	Campus	BUDGET		COST COMMITMENTS			EXPENDITURES		
			A	B	C	D=B+C	E=D	F=A-E	G	H=G/A
			Current Budget	Commitments	Approved Changes	Total Committed	Projected Commitments	Estimate To Complete	Expended To Date	% Expended
SE VB Generator Installation	175	Southeast	178,712	178,684	28	178,712	178,712	0	178,712	100.00%
<b>Total for MEP / Infrastructure :</b>			<b>2,690,000</b>	<b>632,177</b>	<b>1,602,166</b>	<b>2,234,344</b>	<b>2,234,344</b>	<b>455,656</b>	<b>2,234,344</b>	<b>100.00%</b>
<b>Total for Fund 70 :</b>			<b>3,990,000</b>	<b>1,755,679</b>	<b>1,602,166</b>	<b>3,357,845</b>	<b>3,357,845</b>	<b>632,155</b>	<b>3,415,982</b>	<b>85.61%</b>

## Fund 40

### NW Campus

Northwest VB Campus Re-Development	192	Northwest	63,900,000	7,481,367	12,672,506	20,153,873	20,299,300	43,600,700	5,143,786	8.05%
<b>Total for NW Campus :</b>			<b>63,900,000</b>	<b>7,481,367</b>	<b>12,672,506</b>	<b>20,153,873</b>	<b>20,299,300</b>	<b>43,600,700</b>	<b>5,143,786</b>	<b>8.05%</b>

### SE Campus

Southeast Campus Expansion	178	Southeast	54,790,000	4,378,307	-15,450	4,362,856	4,362,856	50,427,144	982,286	1.79%
<b>Total for SE Campus :</b>			<b>54,790,000</b>	<b>4,378,307</b>	<b>-15,450</b>	<b>4,362,856</b>	<b>4,362,856</b>	<b>50,427,144</b>	<b>982,286</b>	<b>1.79%</b>

### 3G8P

Bucket - 3G8P Holding	373	Districtwide	777,861	0	0	0	0	777,861	0	0.00%
SO STEC Welding Lab Expansion	170	South	107,832	0	107,832	107,832	107,832	0	107,832	100.00%
OWTL Welding Lab Expansion	171	Northwest at Alliance	104,233	41,860	62,373	104,233	104,233	0	104,233	100.00%
OWTL Corporate Services Renovation	292	Northwest at Alliance	10,074	10,074	0	10,074	10,074	0	10,074	100.00%
<b>Total for 3G8P :</b>			<b>1,000,000</b>	<b>51,934</b>	<b>170,205</b>	<b>222,139</b>	<b>222,139</b>	<b>777,861</b>	<b>222,139</b>	<b>100.00%</b>

### MEP / Infrastructure

SO VB UPS and Generator Installation	177	South	1,052,655	581,079	471,576	1,052,655	1,052,655	0	1,052,655	100.00%
Bucket - MEP / Infrastructure Holding	372	Districtwide	967,136	0	0	0	0	967,136	0	0.00%
NW VB Power Installation	169	Northwest	915,621	866,097	49,524	915,621	915,621	0	915,621	100.00%
SAUT & SACR Fire Sprinkler Upgrades	134	South	572,370	21,721	550,649	572,370	572,370	0	572,370	100.00%
Sanitary Sewer Rehabilitation Phase II	85	South	555,604	585,471	-29,866	555,604	555,604	0	555,604	100.00%
NW WFSO Fire Training LP Gas Line Replacement	119	Northwest	382,546	18,377	364,169	382,546	382,546	0	382,546	100.00%
Pool Chemical Rooms	136	Districtwide	356,701	349,685	7,016	356,701	356,701	0	356,701	100.00%
DT VB Science Labs Gas Shutoff Controls	106	Districtwide	327,013	355,829	-28,816	327,013	327,013	0	327,013	100.00%
NFAB Sprinkler Installation	151	Northeast	226,181	-11,904	238,086	226,181	226,181	0	226,181	100.00%
Chiller Replacement	161	Northeast	176,958	160,122	16,836	176,958	176,958	0	176,958	100.00%
SE VB UPS and Generator Installation	123	Southeast	139,283	128,482	10,801	139,283	139,283	0	139,283	100.00%

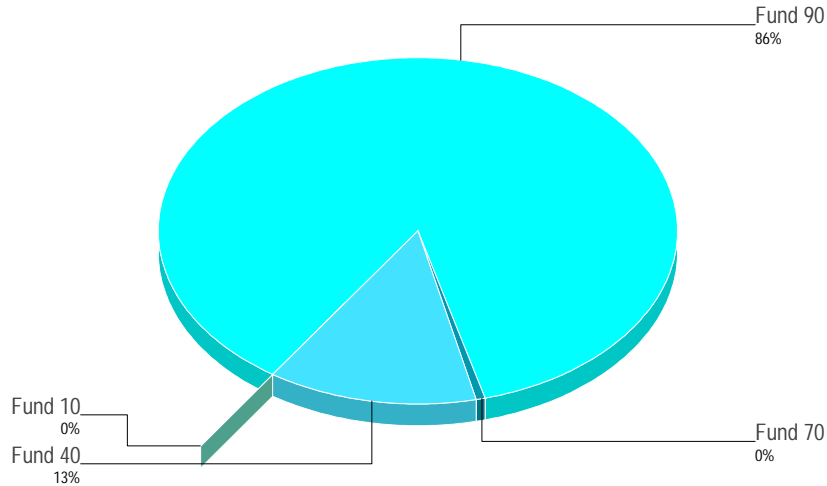
Financial Summary Report

Description	Number	Campus	BUDGET		COST COMMITMENTS			EXPENDITURES		
			A	B	C	D=B+C	E=D	F=A-E	G	H=G/A
			Current Budget	Commitments	Approved Changes	Total Committed	Projected Commitments	Estimate To Complete	Expended To Date	% Expended
DT VB Theater Audio and Lighting Repairs	114	Districtwide	127,178	137,165	-9,987	127,178	127,178	0	127,178	100.00%
OWTL Air Handler Replacement	179	Northwest at Alliance	114,143	57,131	57,011	114,143	114,143	0	114,143	100.00%
WFSC Fire Training Water Controls Upgrades	195	Northwest	105,927	106,075	-148	105,927	105,927	0	105,927	100.00%
SETC 1410 LG Training Center Lab Upgrade	95	South	72,960	72,960	0	72,960	72,960	0	72,960	100.00%
SE EBSP Cooling Tower Replacement	174	Southeast	63,072	0	63,072	63,072	63,072	0	63,072	100.00%
SSCI Repairs AHU-8 and LEF-4	92	South	40,347	31,669	8,678	40,347	40,347	0	40,347	100.00%
SCLC Sanitary Sewer and Drainage	142	South	26,700	26,700	0	26,700	26,700	0	26,700	100.00%
SO SETC 2009 HVAC Training Center Lab Upgrade	109	South	23,430	24,795	-1,365	23,430	23,430	0	23,430	100.00%
Baselines M and V for CC Campuses	194	Districtwide	23,119	0	23,119	23,119	23,119	0	23,119	100.00%
NHSC Service Combination Upgrade	131	Northeast	13,209	-1,468	14,676	13,209	13,209	0	13,209	100.00%
Sanitary Sewer and Storm Drain Evaluation	129	Northeast	12,684	0	12,684	12,684	12,684	0	12,684	100.00%
NE NBSA Air Handler Replacement	271	Northeast	7,744	7,744	0	7,744	7,744	0	7,744	100.00%
NW WBSP Chiller/Cooling Towers Replacement	148	Northwest	7,420	0	7,420	7,420	7,420	0	7,420	100.00%
NE VB Sewer Rehabilitation	319	Northeast	0	0	0	0	0	0	0	0.00%
NFAB to NHPE Sewer Line Replacement	252	Northeast	0	0	0	0	0	0	0	0.00%
<b>Total for MEP / Infrastructure :</b>			<b>6,310,000</b>	<b>3,517,731</b>	<b>1,825,134</b>	<b>5,342,864</b>	<b>5,342,864</b>	<b>967,136</b>	<b>5,342,864</b>	<b>0.00%</b>
<b>Total for Fund 40 :</b>			<b>126,000,000</b>	<b>15,429,339</b>	<b>14,652,394</b>	<b>30,081,732</b>	<b>30,227,159</b>	<b>95,772,841</b>	<b>11,691,074</b>	<b>9.28%</b>
<b>Fund 10</b>										
<b>SE Campus</b>										
Southeast Campus Expansion	178	Southeast	10,000	8,477	-2,717	5,760	5,760	4,240	5,760	57.60%
<b>Total for SE Campus :</b>			<b>10,000</b>	<b>8,477</b>	<b>-2,717</b>	<b>5,760</b>	<b>5,760</b>	<b>4,240</b>	<b>5,760</b>	<b>57.60%</b>
<b>Total for Fund 10 :</b>			<b>10,000</b>	<b>8,477</b>	<b>-2,717</b>	<b>5,760</b>	<b>5,760</b>	<b>4,240</b>	<b>5,760</b>	<b>57.60%</b>
<b>Grand Totals:</b>			<b>955,000,000</b>	<b>289,345,214</b>	<b>77,833,520</b>	<b>367,178,734</b>	<b>367,324,161</b>	<b>587,675,839</b>	<b>293,263,804</b>	<b>30.71%</b>

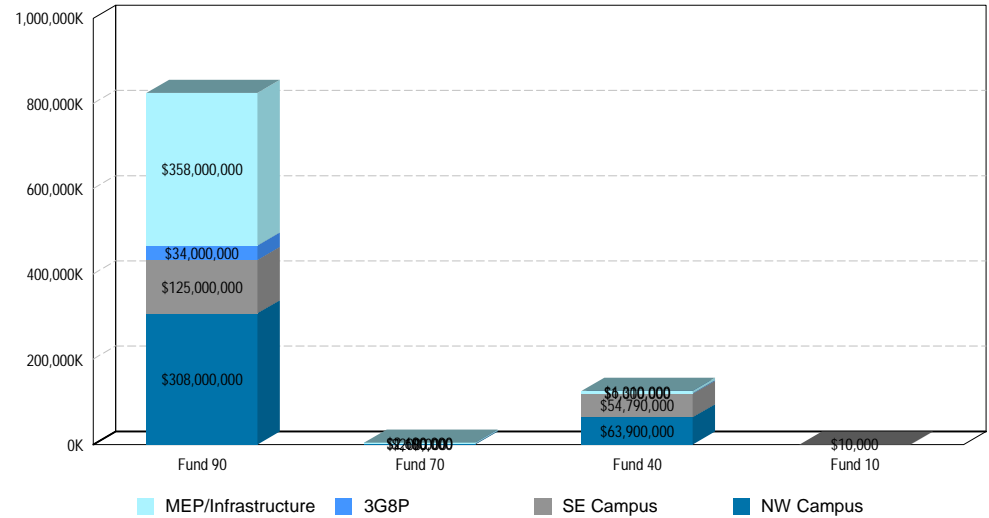
# Financial Summary Report

Report Date: 8/28/2023

Bond Budget by Fund



Budget Distribution by Fund & Campus



Description	BUDGET		COST COMMITMENTS			EXPENDITURES		
	A	B	C	D=B+C	E	F=A-E	G	H=G/A
	Current Budget	Commitments	Approved Changes	Total Committed	Projected Commitments	Estimate To Complete	Expended To Date	% Expended
<b>Fund 90</b>								
NW Campus	308,000,000	179,919,043	-10,480,997	169,438,046	169,438,046	138,561,954	154,864,133	50.28%
SE Campus	125,000,000	15,690,619	78,522,146	94,212,765	94,212,765	30,787,235	59,904,662	47.92%
3G8P	34,000,000	34,491,320	-1,033,065	33,458,254	33,458,254	541,746	29,457,013	86.64%
MEP / Infrastructure	37,000,000	42,050,738	-5,426,407	36,624,331	36,624,331	375,669	33,925,180	91.69%
2023 CIP Bucket	321,000,000	0	0	0	0	321,000,000	0	0.00%
<b>Total for Fund 90 :</b>	<b>825,000,000</b>	<b>272,151,720</b>	<b>61,581,677</b>	<b>333,733,396</b>	<b>333,733,396</b>	<b>491,266,604</b>	<b>278,150,988</b>	<b>33.72%</b>
<b>Fund 70</b>								
NW Campus	1,100,000	1,023,972	0	1,023,972	1,023,972	76,028	1,067,809	97.07%
SE Campus	200,000	99,530	0	99,530	99,530	100,470	113,830	56.92%
3G8P	0	0	0	0	0	0	0	0.00%
MEP / Infrastructure	2,690,000	632,177	1,602,166	2,234,344	2,234,344	455,656	2,234,344	83.06%
<b>Total for Fund 70 :</b>	<b>3,990,000</b>	<b>1,755,679</b>	<b>1,602,166</b>	<b>3,357,845</b>	<b>3,357,845</b>	<b>632,155</b>	<b>3,415,982</b>	<b>85.61%</b>
<b>Fund 40</b>								
NW Campus	63,900,000	7,481,367	12,672,506	20,153,873	20,299,300	43,600,700	5,143,786	8.05%
SE Campus	54,790,000	4,378,307	-15,450	4,362,856	4,362,856	50,427,144	982,286	1.79%
3G8P	1,000,000	51,934	170,205	222,139	222,139	777,861	222,139	22.21%
MEP / Infrastructure	6,310,000	3,517,731	1,825,134	5,342,864	5,342,864	967,136	5,342,864	84.67%
<b>Total for Fund 40 :</b>	<b>126,000,000</b>	<b>15,429,339</b>	<b>14,652,394</b>	<b>30,081,732</b>	<b>30,227,159</b>	<b>95,772,841</b>	<b>11,691,074</b>	<b>9.28%</b>

# Financial Summary Report

Description	BUDGET	COST COMMITMENTS					EXPENDITURES	
	A	B	C	D=B+C	E	F=A-E	G	H=G/A
	Current Budget	Commitments	Approved Changes	Total Committed	Projected Commitments	Estimate To Complete	Expended To Date	% Expended
Fund 10								
SE Campus	10,000	8,477	-2,717	5,760	5,760	4,240	5,760	57.60%
Total for Fund 10 :	10,000	8,477	-2,717	5,760	5,760	4,240	5,760	57.60%
Grand Totals:	955,000,000	289,345,214	77,833,520	367,178,734	367,324,161	587,675,839	293,263,804	30.71%



## NW Campus

### PROJECT DESCRIPTION/TEAM

Project Name: NW VB Campus Re-Development

Address: 4801 Marine Creek Parkway  
Fort Worth  
TX

Project Type: Capital Improvement

Project Phase: Construction

Architect: Huckabee + Gensler

CMAR: Skanska USA Building Inc.

### PROJECT SCOPE

Re-Development of the NW Campus including demolition, renovations, infrastructure, and new construction.

### PROJECT PHOTO



### SCHEDULE

Description	Target Finish	Current Finish	Variance	
Project Created Date	21-Sep-2018	21-Sep-2018	0.00	↑
Design Start	07-Oct-2019			↑
Design Finish	16-Oct-2019			↑
Pre-construction Meeting	12-Dec-2019			↑
Construction Start	13-Dec-2019			↑
Substantial Completion Date	08-Dec-2025			↑
Construction Finish (Final Completion)	30-Dec-2025			↑
Close Out Start	31-Dec-2025			↑
Close Out Finish	12-Feb-2026			↑
Warranty Walk Due	27-Feb-2026			↑

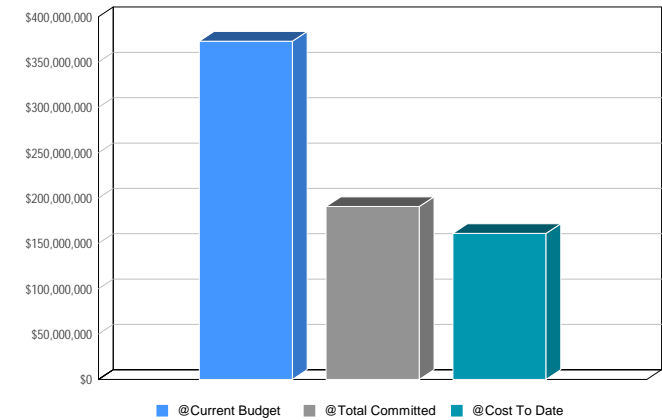
↑ Ontime/Early

↓ Delayed/ Late

### PROGRESS SUMMARY

08/31/2023 Update: The Northwest Campus Redevelopment Project remains on schedule. Building NW01 achieved Certificate of Occupancy from the City of Fort Worth on August 24, 2023 and Substantial Completion on August 25, 2023. Furniture installation has punchlist work remaining and move-in of staff and faculty is scheduled for October 2023. Skanska USA Buildings Inc. (Skanska) as CMaR (Construction Manager at Risk) was issued a Notice to Proceed with Work Authorization Amendment TWO (WA-2), which includes demolition of four existing buildings, construction of a new greenhouse, and renovations to Building WATB for future swing space. The WATB classroom renovations are completed and are currently being used as swing space by staff and students. Demolition of existing buildings began in July, and the greenhouse will be complete in October.

### BUDGET/COST STATUS



	BUDGET		COMMITMENT			EXPENDITURE		
	A	B	C	D=B+C	E	F=A-E	G	H=G/A
	Current Budget	Commitments	Approved Changes	Total Committed	Projected Commitments	Estimate To Complete	Expended To Date	% Expended
1000 Soft Costs	39,873,974	38,381,842	1,217,010	39,598,853	39,744,280	129,694	29,135,585	73.07%
2000 Hard Costs	297,103,813	144,820,842	1,076,475	145,897,317	145,897,317	151,206,496	127,939,012	43.06%
3000 FF&E	25,036,104	5,221,698	-101,976	5,119,721	5,119,721	19,916,383	4,001,131	15.98%
4000 Project Contingency	10,986,109	0	0	0	0	10,986,109	0	0.00%
<b>Total:</b>	<b>373,000,000</b>	<b>188,424,382</b>	<b>2,191,509</b>	<b>190,615,891</b>	<b>190,761,318</b>	<b>182,238,682</b>	<b>161,075,728</b>	<b>43.18%</b>

## SE Campus

### PROJECT DESCRIPTION/TEAM

Project Name: SE VB Campus Expansion

Address: 2100 Southeast Pkwy  
Arlington  
TX

Project Type: Capital Improvement

Project Phase: Construction

Architect: Perkins & Will

CMAR: Byrne/Potere/Hunt, a Joint Venture

### PROJECT SCOPE

The project consists of the renovation and expansion of the Tarrant County College District's Southeast Campus. The renovation scope will include selective structural renovation, major renovation, and finish level renovation to address campus needs and district-wide initiatives, and to fit contextually within the overall design concept to create a new campus identity. The renovation will also include selective façade and building envelope updates. The new construction scope will consist of two buildings. The North Building will serve as the front door to the campus for visitors and prospective students. It will include a Welcome Center, Financial Aid, Business Services, Admission, Testing, Onboarding, Advising, and other related programs. The South Building will serve as a gateway from the south, primarily for current students. It will include General Classrooms, Labs, Faculty Workspace, and Culinary. Exterior spaces including two main courtyards will also serve as an integral part of the concept design.

### PROJECT PHOTO



### SCHEDULE

Description	Target Finish	Current Finish	Variance	
Project Created Date	06-May-2019	06-May-2019	0.00	↑
Design Start	24-May-2019	24-May-2019	0.00	↑
Anticipated - Commitment - Commissionir	12-Oct-2021			↑
Anticipated - Commitment - T&B	01-Dec-2021			↑
Design Finish	20-Jan-2022			↑
Pre-construction Meeting	08-Mar-2022			↑
Construction Start	09-Mar-2022			↑
Substantial Completion Date	30-Nov-2023			↑
Construction Finish (Final Completion)	01-Dec-2023			↑
Close Out Start	04-Dec-2023			↑
Close Out Finish	16-Jan-2024			↑
Warranty Walk Due	20-Sep-2024			↑

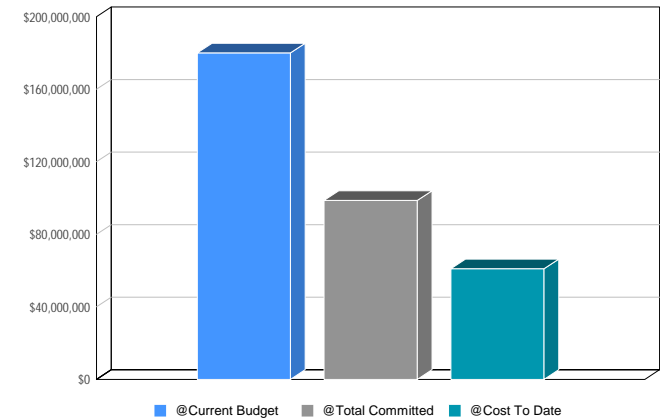
↑ Overtime/Early

↓ Delayed/ Late

### PROGRESS SUMMARY

8/31/2023 Update: The SE Campus Renovation and Expansion Project is progressing as planned. Buildings SE01 and SE07 have completed structural elements and are undergoing interior and exterior finishes. Furniture procurement for Buildings SE01 and SE07 has been approved and vendors are in the process of releasing the furniture orders. Work Authorization TWO, including temporary swing spaces, long-lead trade work, and fire alarm system upgrades, has been approved and work is in progress. BPH (CMaR) has initiated the solicitation process for GMP-2 for the renovation phase which is scheduled for presentation to the Board for approval in January 2024. FacilityRx (Move Management Consultant) continues planning and programming activities for the move in early 2024.

### BUDGET/COST STATUS



### FINANCIAL STATUS

	BUDGET		COMMITMENT			EXPENDITURE		
	A	B	C	D=B+C	E	F=A-E	G	H=G/A
	Current Budget	Commitments	Approved Changes	Total Committed	Projected Commitments	Estimate To Complete	Expended To Date	% Expended
1000 Soft Costs	19,002,973	9,807,301	8,179,667	17,986,968	17,986,968	1,016,005	11,228,816	59.09%
2000 Hard Costs	139,916,876	7,669,959	70,324,312	77,994,271	77,994,271	61,922,605	49,131,134	35.11%
3000 FF&E	12,000,000	2,699,673	0	2,699,673	2,699,673	9,300,327	646,587	5.39%
4000 Project Contingency	9,080,151	0	0	0	0	9,080,151	0	0.00%
<b>Total:</b>	<b>180,000,000</b>	<b>20,176,932</b>	<b>78,503,979</b>	<b>98,680,912</b>	<b>98,680,912</b>	<b>81,319,088</b>	<b>61,006,537</b>	<b>33.89%</b>

3G8P

**PROJECT DESCRIPTION/TEAM**

Project Name: DT NTAB and SACB/D Classrooms Renovations

Address: 5450 N. Riverside Drive  
Fort Worth  
TX

Project Type: Renovation

Project Phase: Construction

Architect: Bennett Benner Partners, Inc.

CMAR: Chambers Engineering LLC

**PROJECT SCOPE**

This project seeks to bring poor and fair as well as previously up-graded basic condition classrooms in line with the IILE Principle as part of the 3G8P efforts for both Northeast Campus Building NTAB and the South Campus Buildings SACB/SACD. Refinish of the exist-ing hallways and common spaces as well as necessary ADA updates to restroom facilities are also planned as part of the project scope. A fire sprinkler system will be added to the entire Building NTAB.

**PROJECT PHOTO**



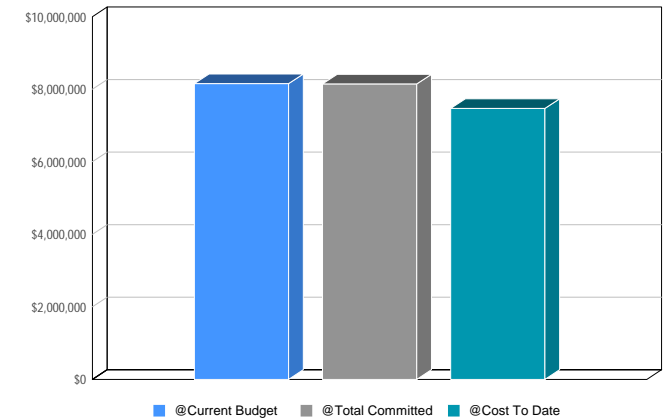
**SCHEDULE**

Description	Target Finish	Current Finish	Variance	
Project Start	14-Jul-2021	14-Jul-2021	0.00	↑
Notification of Project Commencement	08-Nov-2021	08-Nov-2021	0.00	↑
Finish Review - Comply with TCC Stand	29-Nov-2021	29-Nov-2021	0.00	↑
Interior Design Review - Materials/Furnitu	29-Nov-2021	29-Nov-2021	0.00	↑
Vacate Date of Existing Spaces	10-Jan-2022			↑
Discussion of OFCI Items	10-Jan-2022			↑
Finish Review - Comply with TCC Stand	10-Jan-2022	10-Jan-2022	0.00	↑
Electrical and Data Placement Coordinate	10-Jan-2022	10-Jan-2022	0.00	↑
Finish Review - Comply with TCC Stand	21-Feb-2022			↑
Design	04-Mar-2022	04-Mar-2022	0.00	↑
Construction	20-Jan-2023			↑
Northeast Substantial Completion	23-Jan-2023			↑

**PROGRESS SUMMARY**

08/31/2023: Renovations to Buildings SACB and SACD are complete and punch list work is underway. The Building NTAB construction activities and furniture installation are also completed with punch list activities ongoing. Long-lead AV equipment has been delivered and commission is nearing completion.

**BUDGET/COST STATUS**



**FINANCIAL STATUS**

	BUDGET		COMMITMENT			EXPENDITURE		
	A	B	C	D=B+C	E	F=A-E	G	H=G/A
	Current Budget	Commitments	Approved Changes	Total Committed	Projected Commitments	Estimate To Complete	Expended To Date	% Expended
1000 Soft Costs	791,250	699,250	0	699,250	699,250	92,000	603,753	76.30%
2000 Hard Costs	3,688,676	5,533,586	127,816	5,661,402	5,661,402	-1,972,726	5,340,625	144.78%
3000 FF&E	3,316,754	1,793,779	-8,565	1,785,214	1,785,214	1,531,540	1,524,697	45.97%
4000 Project Contingency	358,540	0	0	0	0	358,540	0	0.00%
<b>Total:</b>	<b>8,155,220</b>	<b>8,026,615</b>	<b>119,251</b>	<b>8,145,866</b>	<b>8,145,866</b>	<b>9,354</b>	<b>7,469,074</b>	<b>91.59%</b>