

Tarrant County College District

2019 Bond Capital Improvements Program

Bond Report 54
January 2026



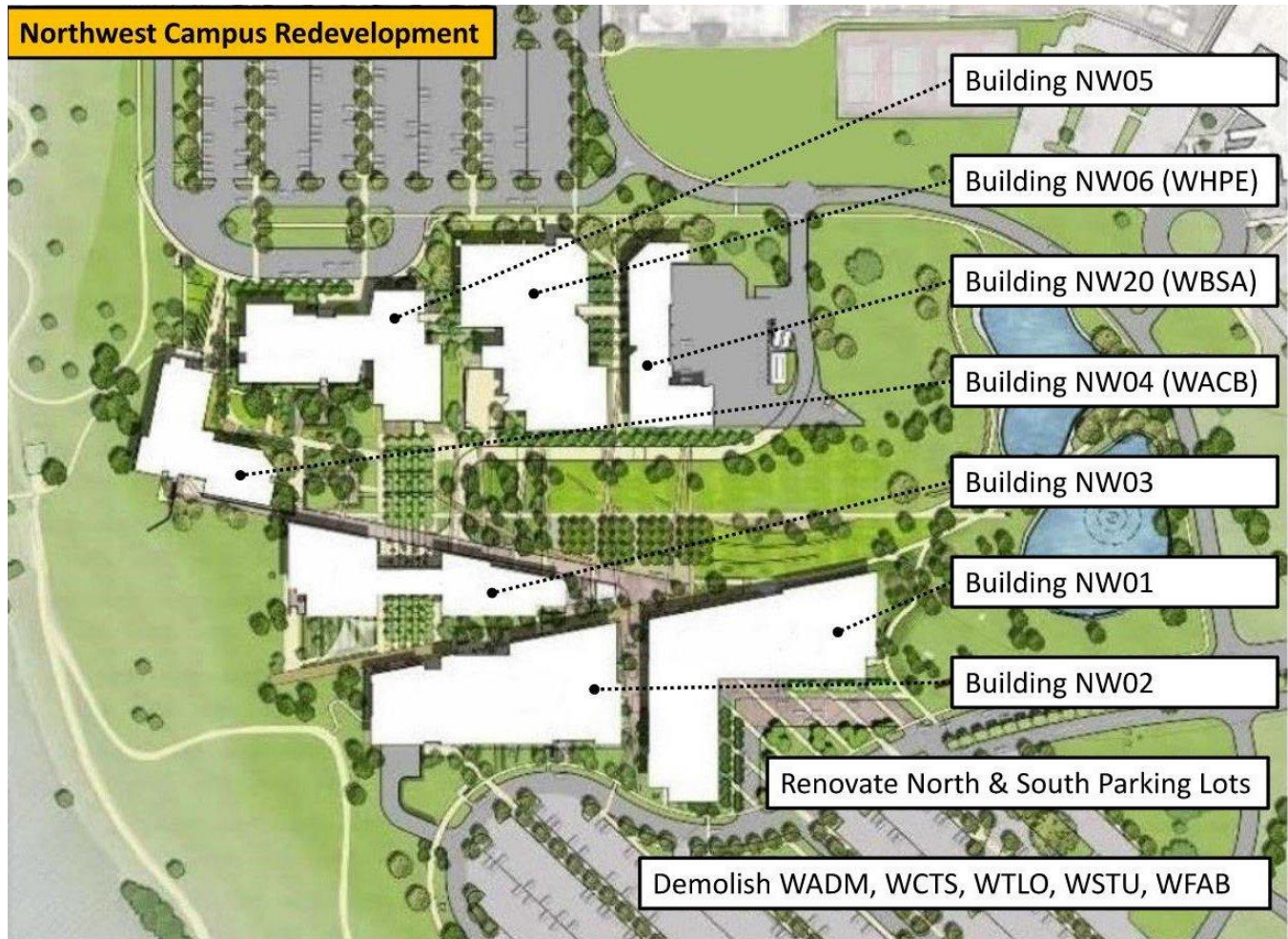
Executive Summary

The 2019 Bond Program is moving forward as scheduled. Construction continues for the two most significant components – the Northwest Campus Redevelopment and the Southeast Campus Renovation and Expansion.

While the total Program budget remains at \$955 million, \$98 million remaining MEP and 3G8P Program Funds have been transferred to implement future projects defined in the Capital Improvement Plan. Of the remaining \$855.9 million, \$631.3 million (73.7%) has been committed, with \$581.1 million (67.9%) of that amount being spent to date (these committed and spent represent 66.1% and 60.8%, respectively, of the total \$955 million).

The Northeast New Science Building and Backfill Renovations Project initiated with the Design Phase, successfully completed the SD Review, and is now moving into the DD Review. The program received the Board approval for the construction manager at risk (CMAR) Contract in January 2026. The Northwest Campus Redevelopment Project continues. Buildings NW01 and NW05 are complete, and classes are ongoing. NW02 and NW03 are substantially complete, and the final site work is nearing completion. The owner systems training courses are ongoing in both buildings and TCCD IT have completed functionality testing for activities. Classes started in the new buildings in Spring 2026. The Southeast Campus Renovation and Expansion Project moves into SE01 and SE07 are complete. Renovation has got substantial completion, and punch list items are nearly complete. Classes started in the new spaces in Fall 2025. The Bond Team is unwavering in its commitment to managing the volatile construction market, and its impact on project costs and material delivery times. We are currently reviewing any impact on international

Northwest Campus Redevelopment



Northwest Campus Redevelopment Projects – Progress Overview

Skanska USA Building Inc. (Skanska) serves as the Construction Manager at Risk (CMaR) for the Northwest Campus Redevelopment Projects, which commenced in 2020. The project is structured into four Guaranteed Maximum Price (GMP) phases and is currently in GMP-4, encompassing the construction of Buildings NW03 and NW02.

Building NW03

Punch list items have been completed, and the furniture move is finished. Access control work is in progress, with the final lock changes still pending. Security camera installation has been completed, further supporting the facility's operational readiness.-in is finished. Access control work is in progress, with the final lock changes still pending. Security camera installation has been completed, further supporting the facility's operational readiness.



Building NW02

All exterior hardscape and landscape work is now complete, and landscape punch walks are currently ongoing. Furniture installation and moving activities have been completed. Theater punch list items remain and are actively being addressed. Kitchen renovation work continues, with equipment sourcing in progress. Owner trainings are in progress, as the project moves toward final closeout.

Building NW04

Site preparations are underway for the work surrounding Building NW04. The steps for NW04 have been poured, and construction of the steel retaining wall is in progress. The excavation work is nearly complete.

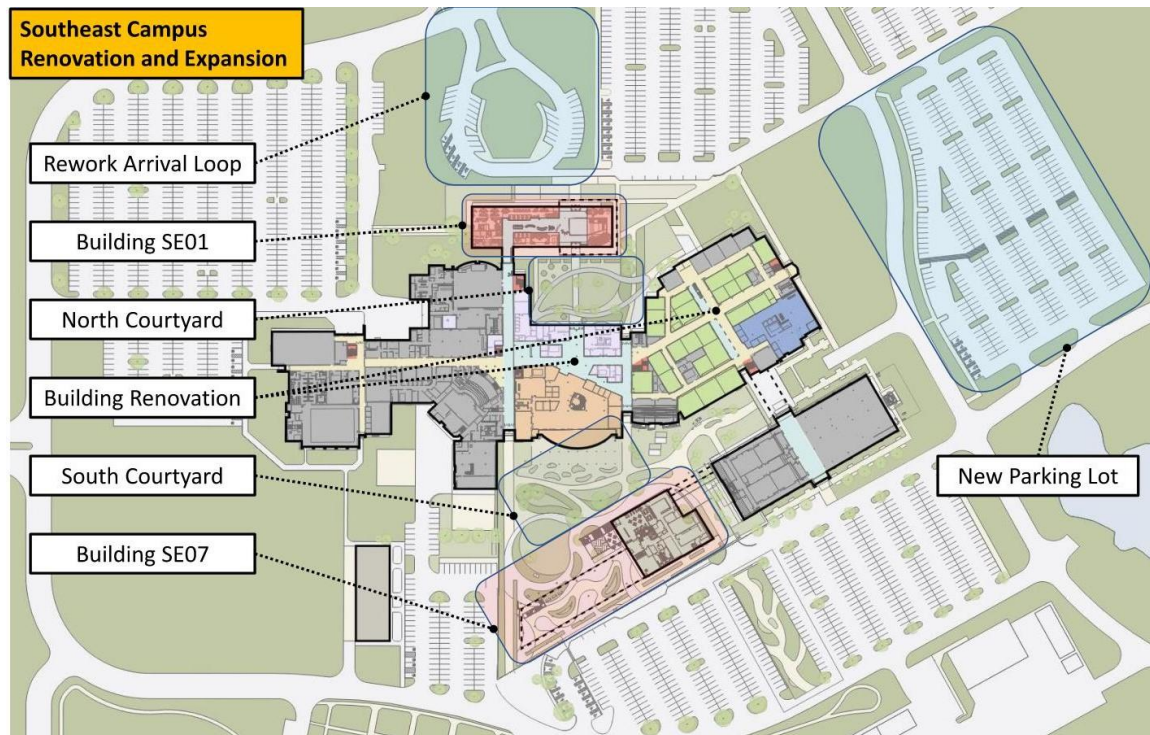
Site Work and Landscaping

South parking lot completed and striped and landscape is installed at NW02. The fire lanes surrounding the buildings are completed. In between NW01 and NW02, sidewalk pathway has been poured. Landscape (grass, trees) are in process of being planted. Area is temporarily closed until it is completed.

Project Milestones

Substantial Completion was obtained in January.

Southeast Campus Renovation and Expansion



The Southeast Campus Renovation and Expansion Project have been inspected, and punch list items are nearly complete. Commissioning, testing and air balancing are in the final stages. Furniture installation and moves are complete.

Swing space restoration is completed.

Board Presentations and Bond Management Team Action Items

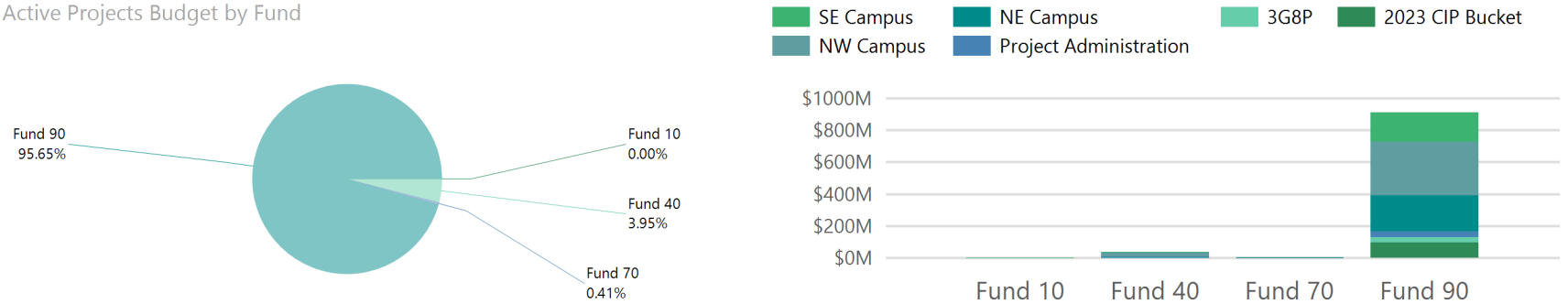
Attachments

Financial Summary Report

Report Date: 2/4/2026 12:00:00 AM



Active Projects Budget by Fund



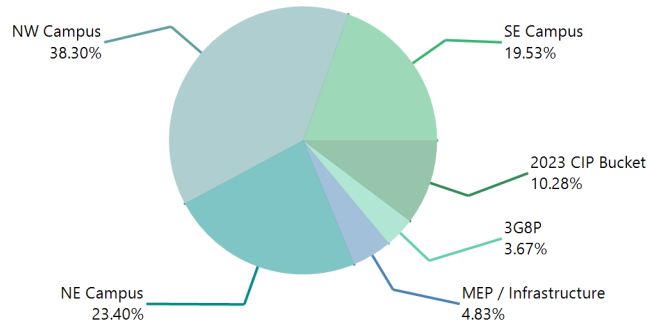
Description	Current Budget	Commitments	Approved Changes	Total Committed	Expended to Date
Project Administration	\$6,306,635	\$5,430,002	\$876,633	\$6,306,635	\$6,306,635
324-DT Bond Program Manager Firm	\$6,306,635	\$5,430,002	\$876,633	\$6,306,635	\$6,306,635
Fund 90	\$6,306,635	\$5,430,002	\$876,633	\$6,306,635	\$6,306,635
NE Campus	\$223,056,055	\$16,700,508	\$0	\$16,700,508	\$782,217
664-NE VB New Science Building and Backfill Renovations	\$223,056,055	\$16,700,508	\$0	\$16,700,508	\$782,217
Fund 90	\$223,056,055	\$16,700,508	\$0	\$16,700,508	\$782,217
NW Campus	\$365,047,545	\$194,183,682	\$155,475,964	\$349,662,383	\$335,857,337
192-NW VB Campus Re-Development	\$365,047,545	\$194,183,682	\$155,475,964	\$349,662,383	\$335,857,337
Fund 40	\$28,754,011	\$7,586,628	\$36,097,562	\$43,684,190	\$31,592,741
Fund 70	\$1,067,809	\$1,067,809	\$0	\$1,067,809	\$1,067,809
Fund 90	\$335,225,725	\$185,529,245	\$119,378,402	\$304,910,384	\$303,196,788
SE Campus	\$186,135,670	\$66,166,601	\$119,961,935	\$186,140,208	\$179,502,140
178-SE VB Campus Expansion	\$186,135,670	\$66,166,601	\$119,961,935	\$186,140,208	\$179,502,140
Fund 10	\$11,520	\$8,477	(\$2,717)	\$5,760	\$11,520
Fund 40	\$1,458,947	\$5,153,040	(\$3,128,009)	\$2,033,953	\$1,701,122
Fund 70	\$99,530	\$99,530	\$0	\$99,530	\$99,530
Fund 90	\$184,565,673	\$60,905,554	\$123,092,661	\$184,000,965	\$177,689,968
Total	\$780,545,904	\$282,480,793	\$276,314,532	\$558,809,734	\$522,448,329

Financial Summary Report

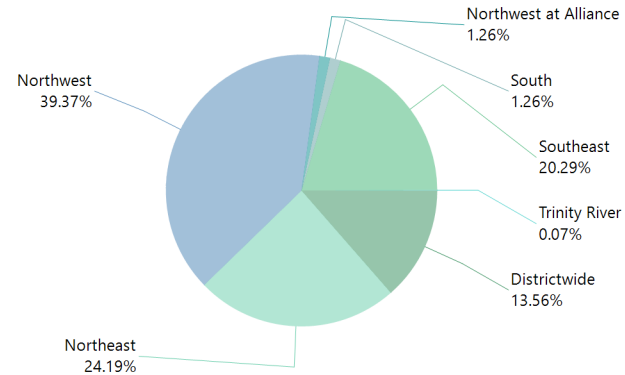
Report Date: 2/4/2026 12:00:00 AM



Budget by Category



Budget by Campus



Description	Current Budget	Commitments	Approved Changes	Total Committed	Expended to Date
Fund 90	\$911,720,946	\$338,786,083	\$236,753,552	\$575,545,123	\$550,011,821
2023 CIP Bucket	\$98,030,481	\$0	\$0	\$0	\$0
566-Bucket - 2023 CIP Holding	\$98,030,481	\$0	\$0	\$0	\$0
3G8P	\$33,948,750	\$34,491,320	(\$1,074,962)	\$33,416,358	\$31,824,314
170-SO STEC Welding Lab Expansion	\$3,257,747	\$3,501,607	(\$243,860)	\$3,257,747	\$3,257,747
171-OWTL Welding Lab Expansion	\$4,114,382	\$4,353,766	(\$239,385)	\$4,114,382	\$4,114,382
292-OWTL Corporate Services Renovation	\$4,336,446	\$4,580,286	(\$243,841)	\$4,336,446	\$4,336,446
297-Northwest Campus - WFSC_2603_2605_21st Century Classroom Upgrades	\$231,459	\$249,597	(\$18,138)	\$231,459	\$231,459
306-South Campus - SACD_1403_1406_1407_1411_21st Century Classroom Upgrades	\$456,837	\$467,973	(\$11,136)	\$456,837	\$456,837
307-Southeast Campus - ESEE 21st Century Classroom Upgrades	\$143,830	\$147,732	(\$3,902)	\$143,830	\$143,830
343-DT VB IILE Classroom Renovation	\$4,393,892	\$4,602,678	(\$208,786)	\$4,393,892	\$4,393,892
360-DT VB Wayfinding Program	\$553,216	\$736,486	(\$183,270)	\$553,216	\$553,216

Financial Summary Report

Report Date: 2/4/2026 12:00:00 AM



Description	Current Budget	Commitments	Approved Changes	Total Committed	Expended to Date
373-Bucket - 3G8P Holding	\$532,392	\$0	\$0	\$0	\$0
374-SO SELE Building Renovation	\$42,660	\$42,660	\$0	\$42,660	\$42,660
457-DT NTAB and SACB/D Classrooms Renovations	\$8,103,970	\$8,026,615	\$77,355	\$8,103,970	\$8,103,970
476-DT Bond Program Manager Firm - 3G8P	\$7,781,919	\$7,781,919	\$0	\$7,781,919	\$6,189,875
Project Administration	\$36,894,262	\$41,159,457	(\$4,642,549)	\$36,516,908	\$36,518,534
106-DT VB Science Labs Gas Shutoff Controls	\$0	\$0	\$0	\$0	\$0
109-SO SETC 2009 HVAC Training Center Lab Upgrade	\$19,892	\$21,881	(\$1,989)	\$19,892	\$19,892
114-DT VB Theater Audio and Lighting Repairs	\$37,519	\$37,519	\$0	\$37,519	\$37,519
119-NW WFSO Fire Training LP Gas Line Replacement	\$0	\$0	\$0	\$0	\$0
123-SE VB UPS and Generator Installation	\$268,265	\$275,423	(\$7,158)	\$268,265	\$268,265
129-Northeast Campus - Sanitary Sewer and Storm Drain Evaluation	\$62,202	\$74,894	(\$12,692)	\$62,202	\$62,202
131-Northeast Campus - NHSC Service Combination Upgrade	\$28,848	\$44,148	(\$15,300)	\$28,848	\$28,848
134-South Campus - SAUT & SACR Fire Sprinkler Upgrades	\$72,013	\$828,216	(\$756,204)	\$72,013	\$72,013
136-Districtwide - Pool Chemical Rooms	\$30,269	\$57,255	(\$26,986)	\$30,269	\$30,269
138-DT VB Emergency Power Installation	\$0	\$0	\$0	\$0	\$0
142-South Campus - SCLC Sanitary Sewer and Drainage	\$89,139	\$97,982	(\$8,843)	\$89,139	\$89,139
148-NW WBSP Chiller/Cooling Towers Replacement	\$3,349,500	\$3,378,426	(\$28,926)	\$3,349,500	\$3,349,500
151-Northeast Campus - NFAB Sprinkler Installation	\$126,802	\$397,486	(\$270,685)	\$126,802	\$126,802
161-Northeast Campus - Chiller Replacement	\$2,419,506	\$2,446,804	(\$27,298)	\$2,419,506	\$2,427,663
169-NW VB Power Installation	\$2,392,537	\$3,924,187	(\$1,531,650)	\$2,392,537	\$2,392,537
174-SE EBSF Cooling Tower Replacement	\$2,732,055	\$2,902,392	(\$170,338)	\$2,732,055	\$2,732,055
175-SE VB Generator Installation	\$1,285,527	\$1,379,529	(\$94,002)	\$1,285,527	\$1,278,996
177-SO VB UPS and Generator Installation	\$1,459,796	\$2,002,345	(\$542,549)	\$1,459,796	\$1,459,796
179-OWTL Air Handler Replacement	\$1,171,199	\$1,243,191	(\$71,992)	\$1,171,199	\$1,171,199
188-Trinity River Campus - EOC Fire Alarm Network Panel Removal	\$36,187	\$36,187	\$0	\$36,187	\$36,187

Financial Summary Report

Report Date: 2/4/2026 12:00:00 AM



Description	Current Budget	Commitments	Approved Changes	Total Committed	Expended to Date
194-District Baselines M and V for CC Campuses	\$23,529	\$49,200	(\$25,671)	\$23,529	\$23,529
195-Northwest Campus - WFSC Fire Training Water Controls Upgrades	\$251,718	\$267,472	(\$15,754)	\$251,718	\$251,718
226-TR VB Power Installation	\$504,678	\$544,678	(\$40,000)	\$504,678	\$504,678
247-Trinity River Campus - TRPG and Data Center Nitrogen Generator Installation	\$52,365	\$52,365	\$0	\$52,365	\$52,365
250-South Campus - SETC Envelope Repairs Phase 2	\$262,256	\$282,698	(\$20,442)	\$262,256	\$262,256
252-Northeast Campus - NFAB to NHPE Sewer Line Replacement	\$80,159	\$83,972	(\$3,813)	\$80,159	\$80,159
257-Northwest Campus - Chilled and Heating Water Loop Differential Pressure Study	\$38,280	\$38,280	\$0	\$38,280	\$38,280
259-Northwest Campus - WFSC and WFSS DDC Controls Upgrade	\$376,157	\$455,252	(\$79,095)	\$376,157	\$376,157
264-South Campus - SHPE RTAC 1 & 2 Replacement	\$21,545	\$21,545	\$0	\$21,545	\$21,545
266-Southeast Campus - ECHS HVAC Upgrade	\$16,376	\$16,376	\$0	\$16,376	\$16,376
267-South Campus – Existing Air Compressor Systems Upgrade	\$256,003	\$282,034	(\$26,031)	\$256,003	\$256,003
268-Southeast Campus ESCT Sprinkler Pipe Inspection	\$2,800	\$9,720	(\$6,920)	\$2,800	\$2,800
270-South Campus - SSTU DHW Study/Assessment	\$30,705	\$30,705	\$0	\$30,705	\$30,705
271-NE NBSA Air Handler Replacement	\$336,934	\$339,209	(\$2,275)	\$336,934	\$336,934
272-Southeast Campus Study of Riser Underground Piping	\$19,785	\$19,785	\$0	\$19,785	\$19,785
276-Northeast Campus - NFAB Transformer Replacement	\$11,565	\$11,565	\$0	\$11,565	\$11,565
277-Southeast Campus - ESED Transformer Replacement	\$6,674	\$6,674	\$0	\$6,674	\$6,674
278-Northeast Campus - 4160 Utility Transformer Demo	\$55,730	\$55,730	\$0	\$55,730	\$55,730
279-Southeast Campus - EBSA HVAC Upgrades	\$67,348	\$71,921	(\$4,573)	\$67,348	\$67,348
286-Northwest at Alliance – OWTL AHU/VAV Replacements – Phase II: 1st and 2nd Floor 91 Section	\$2,176,972	\$2,226,460	(\$49,488)	\$2,176,972	\$2,176,972
287-Northeast Campus - NCAB & NSCE Install (2) Waterproof Covers & Ladders on (2) Transformers	\$16,869	\$18,556	(\$1,687)	\$16,869	\$16,869
288-Northeast Campus - NE and ODMC Exterior lighting Modifications	\$60,073	\$62,410	(\$2,337)	\$60,073	\$60,073
289-NW WFSC WFSS Lighting Installation	\$624,179	\$624,233	(\$54)	\$624,179	\$624,179

Financial Summary Report

Report Date: 2/4/2026 12:00:00 AM



Description	Current Budget	Commitments	Approved Changes	Total Committed	Expended to Date
290-SO SPAC Lighting Installation	\$595,980	\$651,357	(\$55,377)	\$595,980	\$595,980
294-SO SHPE Lighting Installation	\$539,675	\$596,302	(\$56,627)	\$539,675	\$539,675
295-NE NBSP Boiler Replacement	\$1,699,697	\$1,743,475	(\$43,779)	\$1,699,697	\$1,699,697
309-SO SAUT Thermal Piping Installation	\$580,749	\$708,091	(\$127,342)	\$580,749	\$580,749
310-SO SBUS Lighting Installation	\$323,768	\$342,357	(\$18,589)	\$323,768	\$323,768
314-TR VB Lighting Installation	\$116,075	\$149,326	(\$33,251)	\$116,075	\$116,075
315-SO SMTH Lighting Installation	\$192,840	\$215,376	(\$22,536)	\$192,840	\$192,840
319-NE VB Sewer Rehabilitation	\$2,206,390	\$2,345,973	(\$139,583)	\$2,206,390	\$2,206,390
320-SO VB Roof Drain, Water Infiltration and Grading Improvement Assessment	\$99,892	\$99,928	(\$35)	\$99,892	\$99,892
324-DT Bond Program Manager Firm	\$6,306,635	\$5,430,002	\$876,633	\$6,306,635	\$6,306,635
348-SE EBSP Chiller Replacement	\$1,702,253	\$2,732,187	(\$1,029,934)	\$1,702,253	\$1,702,253
361-SO VB Drain/Ponding Repair	\$267,840	\$290,807	(\$22,967)	\$267,840	\$267,840
364-NE NFAB Air Handler Replacement	\$0	\$70,634	(\$70,634)	\$0	\$0
372-Bucket - MEP / Infrastructure Holding	\$377,355	\$0	\$0	\$0	\$0
389-SO VB UPS Generator Installation	\$0	\$0	\$0	\$0	\$0
390-NW VB UPS and Backup Generator Installation	\$0	\$0	\$0	\$0	\$0
448-DT NFAB Lighting Installation	\$49,910	\$70,634	(\$20,723)	\$49,910	\$49,910
85-South Campus - Sanitary Sewer Rehabilitation Phase II	\$886,016	\$911,830	(\$25,814)	\$886,016	\$886,016
92-South Campus - SSCI Repairs AHU-8 and LEF-4	\$72,732	\$72,732	\$0	\$72,732	\$72,732
95-South Campus - SETC 1410 LG Training Center Lab Upgrade	\$2,500	\$9,740	(\$7,240)	\$2,500	\$2,500
NE Campus	\$223,056,055	\$16,700,508	\$0	\$16,700,508	\$782,217
664-NE VB New Science Building and Backfill Renovations	\$223,056,055	\$16,700,508	\$0	\$16,700,508	\$782,217
NW Campus	\$335,225,725	\$185,529,245	\$119,378,402	\$304,910,384	\$303,196,788
192-NW VB Campus Re-Development	\$335,225,725	\$185,529,245	\$119,378,402	\$304,910,384	\$303,196,788
370-Bucket - NW Campus Redevelopment Holding	\$0	\$0	\$0	\$0	\$0

Financial Summary Report

Report Date: 2/4/2026 12:00:00 AM



Description	Current Budget	Commitments	Approved Changes	Total Committed	Expended to Date
SE Campus	\$184,565,673	\$60,905,554	\$123,092,661	\$184,000,965	\$177,689,968
178-SE VB Campus Expansion	\$184,565,673	\$60,905,554	\$123,092,661	\$184,000,965	\$177,689,968
371-Bucket - SE Campus Expansion Holding		\$0	\$0	\$0	\$0
Fund 70	\$3,876,757	\$3,397,687	\$23,414	\$3,421,101	\$3,425,251
2023 CIP Bucket	\$0	\$0	\$0	\$0	\$0
566-Bucket - 2023 CIP Holding	\$0	\$0	\$0	\$0	\$0
3G8P	\$0	\$0	\$0	\$0	\$0
373-Bucket - 3G8P Holding	\$0	\$0	\$0	\$0	\$0
Project Administration	\$2,709,418	\$2,230,348	\$23,414	\$2,253,762	\$2,257,912
123-SE VB UPS and Generator Installation	\$676,140	\$675,819	\$321	\$676,140	\$676,140
169-NW VB Power Installation	\$1,405,441	\$1,382,376	\$23,065	\$1,405,441	\$1,405,441
175-SE VB Generator Installation	\$172,181	\$172,153	\$28	\$172,181	\$176,331
372-Bucket - MEP / Infrastructure Holding	\$455,656	\$0	\$0	\$0	\$0
NW Campus	\$1,067,809	\$1,067,809	\$0	\$1,067,809	\$1,067,809
192-NW VB Campus Re-Development	\$1,067,809	\$1,067,809	\$0	\$1,067,809	\$1,067,809
SE Campus	\$99,530	\$99,530	\$0	\$99,530	\$99,530
178-SE VB Campus Expansion	\$99,530	\$99,530	\$0	\$99,530	\$99,530

Financial Summary Report

Report Date: 2/4/2026 12:00:00 AM



Description	Current Budget	Commitments	Approved Changes	Total Committed	Expended to Date
Fund 40	\$37,609,278	\$16,920,569	\$34,439,975	\$51,369,465	\$38,895,185
2023 CIP Bucket	\$0	\$0	\$0	\$0	\$0
566-Bucket - 2023 CIP Holding	\$0	\$0	\$0	\$0	\$0
3G8P	\$1,000,000	\$51,934	\$170,205	\$222,139	\$222,139
170-SO STEC Welding Lab Expansion	\$107,832	\$0	\$107,832	\$107,832	\$107,832
171-OWTL Welding Lab Expansion	\$104,233	\$41,860	\$62,373	\$104,233	\$104,233
292-OWTL Corporate Services Renovation	\$10,074	\$10,074	\$0	\$10,074	\$10,074
373-Bucket - 3G8P Holding	\$777,861	\$0	\$0	\$0	\$0
Project Administration	\$6,396,319	\$4,128,967	\$1,300,217	\$5,429,184	\$5,379,184
106-DT VB Science Labs Gas Shutoff Controls	\$327,013	\$355,829	(\$28,816)	\$327,013	\$327,013
109-SO SETC 2009 HVAC Training Center Lab Upgrade	\$23,430	\$24,795	(\$1,365)	\$23,430	\$23,430
114-DT VB Theater Audio and Lighting Repairs	\$127,178	\$137,165	(\$9,987)	\$127,178	\$127,178
119-NW WFSO Fire Training LP Gas Line Replacement	\$500,919	\$532,231	(\$31,312)	\$500,919	\$500,919
123-SE VB UPS and Generator Installation	\$113,334	\$113,334	\$0	\$113,334	\$113,334
129-Northeast Campus - Sanitary Sewer and Storm Drain Evaluation	\$57,586	\$44,925	\$12,661	\$57,586	\$57,586
131-Northeast Campus - NHSC Service Combination Upgrade	\$14,676	\$0	\$14,676	\$14,676	\$14,676
134-South Campus - SAUT & SACR Fire Sprinkler Upgrades	\$600,358	\$49,709	\$550,649	\$600,358	\$600,358
136-Districtwide - Pool Chemical Rooms	\$362,151	\$358,394	\$3,757	\$362,151	\$362,151
142-South Campus - SCLC Sanitary Sewer and Drainage	\$26,700	\$26,700	\$0	\$26,700	\$26,700
148-NW WBSP Chiller/Cooling Towers Replacement	\$7,420	\$0	\$7,420	\$7,420	\$7,420
151-Northeast Campus - NFAB Sprinkler Installation	\$226,181	(\$11,904)	\$238,086	\$226,181	\$226,181
161-Northeast Campus - Chiller Replacement	\$116,106	\$99,270	\$16,836	\$116,106	\$116,106
169-NW VB Power Installation	\$915,621	\$921,612	(\$5,991)	\$915,621	\$915,621
174-SE EBSF Cooling Tower Replacement	\$63,072	\$0	\$63,072	\$63,072	\$63,072
177-SO VB UPS and Generator Installation	\$1,052,655	\$581,079	\$471,576	\$1,052,655	\$1,002,655

Financial Summary Report

Report Date: 2/4/2026 12:00:00 AM



Description	Current Budget	Commitments	Approved Changes	Total Committed	Expended to Date
179-OWTL Air Handler Replacement	\$89,083	\$69,169	\$19,914	\$89,083	\$89,083
194-District Baselines M and V for CC Campuses	\$23,119	\$0	\$23,119	\$23,119	\$23,119
195-Northwest Campus - WFSC Fire Training Water Controls Upgrades	\$105,927	\$120,137	(\$14,210)	\$105,927	\$105,927
271-NE NBSA Air Handler Replacement	\$7,744	\$7,744	\$0	\$7,744	\$7,744
372-Bucket - MEP / Infrastructure Holding	\$967,136	\$0	\$0	\$0	\$0
85-South Campus - Sanitary Sewer Rehabilitation Phase II	\$555,604	\$585,471	(\$29,866)	\$555,604	\$555,604
92-South Campus - SSCI Repairs AHU-8 and LEF-4	\$40,347	\$40,347	\$0	\$40,347	\$40,347
95-South Campus - SETC 1410 LG Training Center Lab Upgrade	\$72,960	\$72,960	\$0	\$72,960	\$72,960
NW Campus	\$28,754,011	\$7,586,628	\$36,097,562	\$43,684,190	\$31,592,741
192-NW VB Campus Re-Development	\$28,754,011	\$7,586,628	\$36,097,562	\$43,684,190	\$31,592,741
SE Campus	\$1,458,947	\$5,153,040	(\$3,128,009)	\$2,033,953	\$1,701,122
178-SE VB Campus Expansion	\$1,458,947	\$5,153,040	(\$3,128,009)	\$2,033,953	\$1,701,122

Fund 10	\$11,520	\$8,477	(\$2,717)	\$5,760	\$11,520
SE Campus	\$11,520	\$8,477	(\$2,717)	\$5,760	\$11,520
178-SE VB Campus Expansion	\$11,520	\$8,477	(\$2,717)	\$5,760	\$11,520
Total	\$9554,518,501	\$359,112,816	\$271,214,224	\$630,341,449	\$592,343,776